


# Best of Texas

## Landscapes



### Maintenance Check List

Installation Completion Date: 4-28-2015

Address: 18508 Copper Grassland Way

The following items have been provided and explained to the irrigation system owner or system owner's representative.

- The manufacturer's manual for the controller.
- A seasonal watering schedule.
- A list of components that require maintenance and the recommended frequency of maintenance is attached
- A permanent sticker has been attached to the controller indicating the warranty period for the irrigation system and contact information.
- The corrected or re-drawn design plans indicating the actual installation and components of the system.
- Location and operation of the isolation valve.

\_\_\_\_\_  
Irrigation system owner/representative

\_\_\_\_\_  
Date

This irrigation system has been installed in accordance with all applicable state and local laws, ordinances, rules, regulations or orders. I have tested the system and determined that it has been installed according to the irrigation plan and is properly adjusted for the most efficient application of water at this time.



[Signature]  
Irrigator/Date

\_\_\_\_\_  
Irrigation Technician/ Date

# Irrigation

Quantity	Symbol	Description	Part Number	Pressure	Flow	Radius
<b>Sprinklers</b>						
4	●	Rain Bird 10F - 1804	10F	30 psi	1.58 gpm	10 ft
40	●	Rain Bird 10H - 1804	10H	30 psi	0.79 gpm	10 ft
19	●	Rain Bird 10Q - 1804	10Q	30 psi	0.39 gpm	10 ft
1	●	Rain Bird 10T - 1804	10T	30 psi	0.53 gpm	10 ft
2	○	Rain Bird 1404	1404	30 psi	1 gpm	0 ft
4	●	Rain Bird 5000-MPR-25-H - 5004-PL-PC	MPR-25-H	45 psi	1.98 gpm	25 ft
4	●	Rain Bird 5000-MPR-25-Q - 5004-PL-PC	MPR-25-Q	45 psi	1 gpm	25 ft
8	●	Rain Bird 8H - 1804	8H	30 psi	0.52 gpm	8 ft
10	●	Rain Bird 8Q - 1804	8Q	30 psi	0.26 gpm	8 ft
1	●	Rain Bird 8T - 1804	8T	30 psi	0.35 gpm	8 ft

<b>Meters/Pumps</b>		
1	M	5/8 inch meter

<b>Backflow Devices</b>		
1	⊗	Conbraco 40-105-T2 40-105-T2

<b>Control Valves</b>		
9	⊕	Rain Bird 100-DVF 100-DVF

<b>Y-Strainers / Filters</b>		
1	⊖	Febco 650A-1" 4305

<b>Irrigation Accessories</b>		
1	⊗	Nelson 9501-100IN 9501-100IN
1	⊕	Rain Bird ESP-4M ESP-4M
1	⊖	Rain Bird RSD-BEx RSD-BEx

<b>Lateral Line Pipe</b>		
676 ft	—	Schedule 40 1/2"
199 ft	—	Schedule 40 3/4"
103 ft	—	Schedule 40 1"
11 ft	—	Schedule 40 1 1/4"

<b>Mainline Pipe</b>		
124 ft	---	Schedule 40 1"
132 ft	---	Schedule 40 1 1/4"

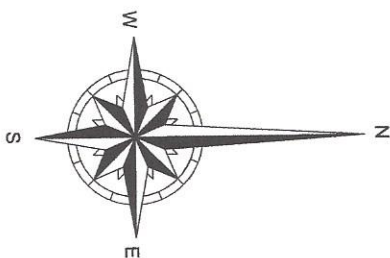
<b>Drip Tubing</b>		
88 ft	—	Rain Bird XFS-09-12 XFS-09-12

<b>Water Source #1</b>	
Meter Size	5/8 inch meter
Static Pressure	65 psi
Elevation Change	0 ft

<b>Service Line Information</b>	
Pipe Category	Schedule 40 PVC
Pipe Size	Schedule 40 1 1/4"
Length	5 ft
Velocity	5 fps

<b>Recommendations</b>	
Maximum Recommended Flow	13 gpm
Available Working Pressure	58.45 psi

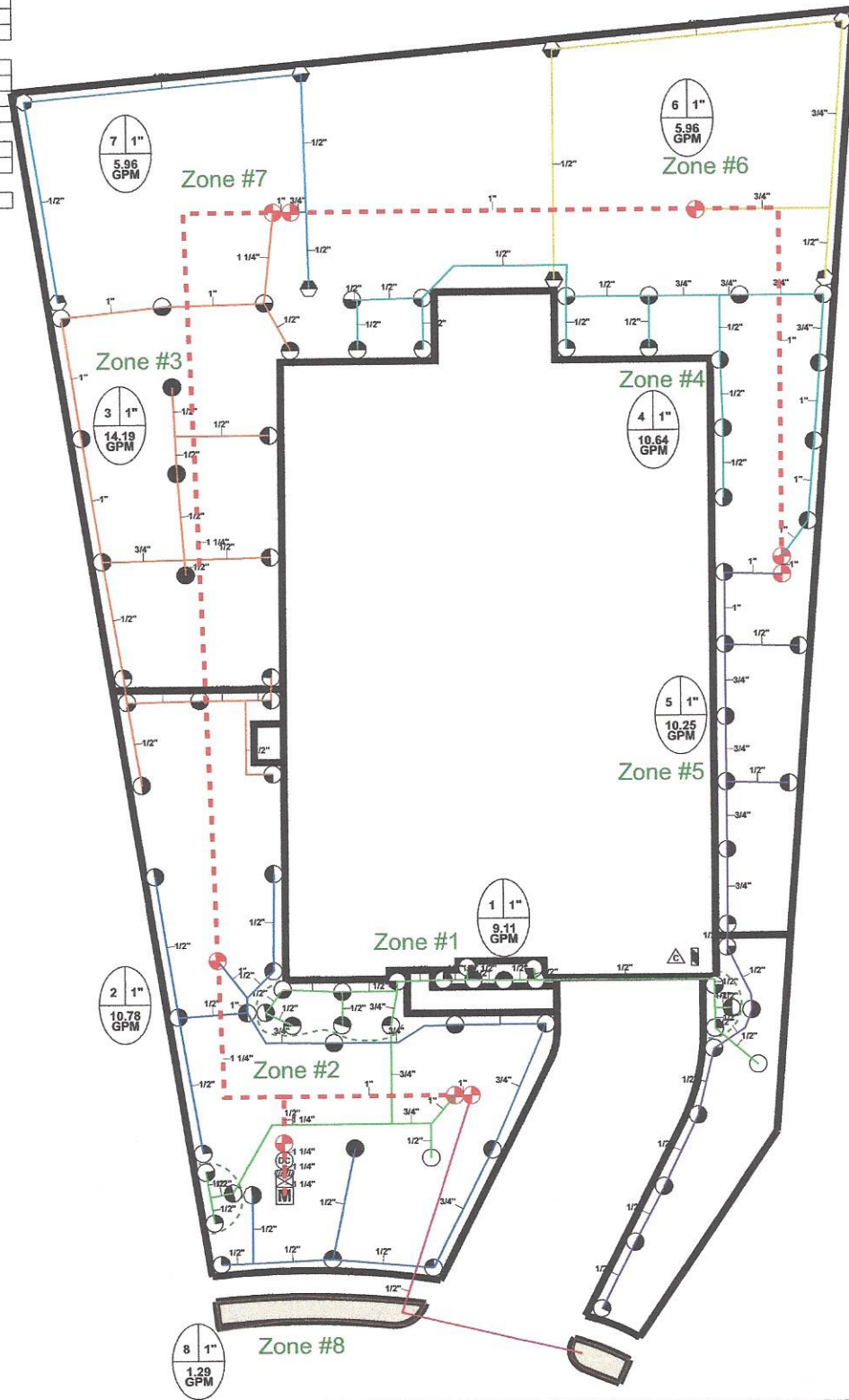
18508 Copper Grassland Way  
Design pressure all zones - 65psi



Jason Stubblefield  
5/4/2015




1" = 20'



# Best of Texas

## Landscapes



PO BOX 776  
HUTTO, TX 78634

(512)228-4833  
(512)852-9633 fax

Zone #	Description	Head Type	Run Time(Minutes)
1	Beds	Sprays + Bubblers	15
2-5	Turf	Sprays	25
6-7	Turf	Potors	45
8	Turf	Drip	30

Month	Average Cycles
Jan.	3
Feb.	3
March	4
April	4
May	7
June	9
July	11
Aug.	11
Sept.	9
Oct.	6
Nov.	4
Dec.	3

### MAINTENANCE ITEMS:

**Reduced Pressure Assembly(RPZ)** - Drain before freezing conditions , if applicable.

([www.bestoftexaslandscapes.com](http://www.bestoftexaslandscapes.com)) - Go to videos

Backflow device – Test Annually (Call Louis Sinclair 563-8762)

Y-strainer – Check annually for debris

Heads – Run system monthly to check for leaks or broken nozzles

Valve covers – Trim grass around cover to expose

Controller – Check seasonally for correct run times

Winter – Run system briefly every 2 weeks if system remains in off position