


# Best of Texas

## Landscapes



### Maintenance Check List

Installation Completion Date: 3-21-17

Address: 550 Daynidge Dr

The following items have been provided and explained to the irrigation system owner or system owner's representative.


- The manufacturer's manual for the controller.
- A seasonal watering schedule.
- A list of components that require maintenance and the recommended frequency of maintenance is attached
- A permanent sticker has been attached to the controller indicating the warranty period for the irrigation system and contact information.
- The corrected or re-drawn design plans indicating the actual installation and components of the system.
- Location and operation of the isolation valve.

\_\_\_\_\_  
Irrigation system owner/representative

3-21-17

Date

This irrigation system has been installed in accordance with all applicable state and local laws, ordinances, rules, regulations or orders. I have tested the system and determined that it has been installed according to the irrigation plan and is properly adjusted for the most efficient application of water at this time.



Jason E. Stubblefield 3/21/2017  
Irrigator/Date

\_\_\_\_\_  
Irrigation Technician/ Date

# Best of Texas

## Landscapes



PO BOX 776  
HUTTO, TX 78634

(512)228-4833  
(512)852-9633 fax

Zone #	Description	Head Type	Run Time(Minutes)
1-4	Bed	sprinkler	10-12
5-7	turf	sprinkler	25
8	turf	rotors	45
9	grass	drip	30

Month	Average Cycles
Jan.	3
Feb.	3
March	4
April	4
May	7
June	9
July	11
Aug.	11
Sept.	9
Oct.	6
Nov.	4
Dec.	3

### MAINTENANCE ITEMS


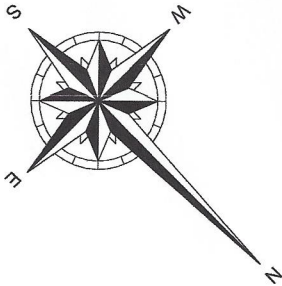
- Backflow device – Test Annually (Call Louis Sinclair 563-8762)
- Y-strainer – Check annually for debris
- Heads – Run system monthly to check for leaks or broken nozzles
- Valve covers – Trim grass around cover to expose
- Controller – Check seasonally for correct run times
- Winter – Run system briefly every 2 weeks if system remains in off position

# Irrigation

Quantity	Symbol	Description	Part Number	Pressure	Flow	Radius
<b>Sprinklers</b>						
4	●	Rain Bird 10F - 1804	10F	30 psi	1.58 gpm	10 ft
38	●	Rain Bird 10H - 1804	10H	30 psi	0.79 gpm	10 ft
19	●	Rain Bird 10Q	10Q	30 psi	0.39 gpm	10 ft
4	●	Rain Bird 5000-MPR-30-Q - 5004-PL-PC	MPR-30-Q	45 psi	1.4 gpm	30 ft
32	●	Rain Bird 8H - 1804	8H	30 psi	0.52 gpm	8 ft
26	●	Rain Bird 8Q - 1804	8Q	30 psi	0.26 gpm	8 ft
<b>Meters/Pumps</b>						
1	M					
<b>Backflow Devices</b>						
1	⊗	Conbraco 4A-205-T2	4A-205-T2			
<b>Control Valves</b>						
10	⊕	Rain Bird 100-DVF	100-DVF			
<b>Y-Strainers / Filters</b>						
1	⊗	Febco 650A-1"	4305			
<b>Irrigation Accessories</b>						
1	⊗	Nelson 9501-100IN	9501-100IN			
1	⊗	Rain Bird ESP-4Me	ESP4ME			
1	⊗	Rain Bird RSD-BEx	RSD-BEx			
<b>Lateral Line Pipe</b>						
1085 ft	—	Class 200 1"	0			
<b>Mainline Pipe</b>						
203 ft	---	Class 200 1"	0			
<b>Drip Tubing</b>						
72 ft	—	Rain Bird LD-09-12	LD-09-12			

Water Source #1	
Meter Size	5/8 inch meter
Static Pressure	65 psi
Elevation Change	0 ft
Service Line Information	
Pipe Category	Class 200 PVC
Pipe Size	Class 200 1"
Length	5 ft
Velocity	5 fps
Recommendations	
Maximum Recommended Flow	13 gpm
Available Working Pressure	58.39 psi

**550 DAYRIDGE DR**  
Design pressure all zones 65psi.



*Jason Stubblefield*  
3/21/2017

