


# Best of Texas

## Landscapes



### Maintenance Check List

Installation Completion Date: 3-25-17

Address: 116309 Leopold Trail


The following items have been provided and explained to the irrigation system owner or system owner's representative.

- The manufacturer's manual for the controller.
- A seasonal watering schedule.
- A list of components that require maintenance and the recommended frequency of maintenance is attached
- A permanent sticker has been attached to the controller indicating the warranty period for the irrigation system and contact information.
- The corrected or re-drawn design plans indicating the actual installation and components of the system.
- Location and operation of the isolation valve.

\_\_\_\_\_  
Irrigation system owner/representative

3-25-17  
Date

This irrigation system has been installed in accordance with all applicable state and local laws, ordinances, rules, regulations or orders. I have tested the system and determined that it has been installed according to the irrigation plan and is properly adjusted for the most efficient application of water at this time.




[Signature] 3/25/2017  
Irrigator/Date

\_\_\_\_\_  
Irrigation Technician/ Date

# Best of Texas

## Landscapes



PO BOX 776  
HUTTO, TX 78634

(512)228-4833  
(512)852-9633 fax

| Zone # | Description | Head Type | Run Time(Minutes) |
|--------|-------------|-----------|-------------------|
| 1-2    | Bed         | spray-bub | 10-12             |
| 3-5    | turf        | sprays    | 25                |
| 6-10   | turf        | rotors    | 45                |
|        |             |           |                   |
|        |             |           |                   |
|        |             |           |                   |
|        |             |           |                   |
|        |             |           |                   |
|        |             |           |                   |

| Month | Average Cycles |
|-------|----------------|
| Jan.  | 3              |
| Feb.  | 3              |
| March | 4              |
| April | 4              |
| May   | 7              |
| June  | 9              |
| July  | 11             |
| Aug.  | 11             |
| Sept. | 9              |
| Oct.  | 6              |
| Nov.  | 4              |
| Dec.  | 3              |

### MAINTENANCE ITEMS

- Backflow device – Test Annually (Call Louis Sinclair 563-8762)
- Y-strainer – Check annually for debris
- Heads – Run system monthly to check for leaks or broken nozzles
- Valve covers – Trim grass around cover to expose
- Controller – Check seasonally for correct run times
- Winter – Run system briefly every 2 weeks if system remains in off position



# Irrigation

| Quantity          | Symbol | Description                          | Part Number | Pressure | Flow     | Radius |
|-------------------|--------|--------------------------------------|-------------|----------|----------|--------|
| <b>Sprinklers</b> |        |                                      |             |          |          |        |
| 18                | ☉      | Rain Bird 10H - 1804                 | 10H         | 30 psi   | 0.79 gpm | 10 ft  |
| 32                | ☉      | Rain Bird 10Q                        | 10Q         | 30 psi   | 0.39 gpm | 10 ft  |
| 2                 | ○      | Rain Bird 1300A-F                    | 1300AF      | 30 psi   | 1.7 gpm  | 0 ft   |
| 3                 | ●      | Rain Bird 5000-MPR-30-F - 5004-PL-FC | MPR-30-F    | 45 psi   | 5.78 gpm | 30 ft  |
| 7                 | ☉      | Rain Bird 5000-MPR-30-H - 5004-PL-PC | MPR-30-H    | 45 psi   | 2.96 gpm | 30 ft  |
| 10                | ☉      | Rain Bird 5000-MPR-30-Q - 5004-PL-PC | MPR-30-Q    | 45 psi   | 1.4 gpm  | 30 ft  |
| 12                | ☉      | Rain Bird 8H - 1804                  | 8H          | 30 psi   | 0.52 gpm | 8 ft   |
| 14                | ☉      | Rain Bird 8Q - 1804                  | 8Q          | 30 psi   | 0.26 gpm | 8 ft   |

## Meters/Pumps

|   |   |  |  |
|---|---|--|--|
| 1 | Ⓜ |  |  |
|---|---|--|--|

## Backflow Devices

|   |   |                    |           |
|---|---|--------------------|-----------|
| 1 | Ⓢ | Conbraco 4A-205-T2 | 4A-205-T2 |
|---|---|--------------------|-----------|

## Control Valves

|    |   |                   |         |
|----|---|-------------------|---------|
| 11 | ⊕ | Rain Bird 100-DVF | 100-DVF |
|----|---|-------------------|---------|

## Y-Strainers / Filters

|   |   |               |      |
|---|---|---------------|------|
| 1 | Ⓢ | Febco 650A-1" | 4305 |
|---|---|---------------|------|

## Irrigation Accessories

|   |   |                   |            |
|---|---|-------------------|------------|
| 1 | Ⓢ | Nelson 9501-100IN | 9501-100IN |
| 1 | Ⓢ | Rain Bird ESP-4Me | ESP4ME     |
| 1 | Ⓢ | Rain Bird RSD-BEx | RSD-BEx    |

## Lateral Line Pipe

|         |   |              |   |
|---------|---|--------------|---|
| 1042 ft | — | Class 200 1" | 0 |
|---------|---|--------------|---|

## Mainline Pipe

|        |         |              |   |
|--------|---------|--------------|---|
| 201 ft | - - - - | Class 200 1" | 0 |
|--------|---------|--------------|---|

## Water Source #1

|                  |                |
|------------------|----------------|
| Meter Size       | 5/8 inch meter |
| Static Pressure  | 65 psi         |
| Elevation Change | 0 ft           |

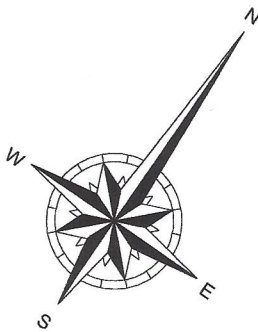
## Service Line Information

|               |               |
|---------------|---------------|
| Pipe Category | Class 200 PVC |
| Pipe Size     | Class 200 1"  |
| Length        | 5 ft          |
| Velocity      | 5 fps         |

## Recommendations

|                            |           |
|----------------------------|-----------|
| Maximum Recommended Flow   | 13 gpm    |
| Available Working Pressure | 58.39 psi |

**16309 LEOPOLD TRAIL**  
Design pressure all zones 65psi.



*Jason Stubblefield*  
3/25/2017

