


Best of Texas

Landscapes



Maintenance Check List

Installation Completion Date: 3-10-17

Address: 11925 Reedsport


The following items have been provided and explained to the irrigation system owner or system owner's representative.

- The manufacturer's manual for the controller.
- A seasonal watering schedule.
- A list of components that require maintenance and the recommended frequency of maintenance is attached
- A permanent sticker has been attached to the controller indicating the warranty period for the irrigation system and contact information.
- The corrected or re-drawn design plans indicating the actual installation and components of the system.
- Location and operation of the isolation valve.

Irrigation system owner/representative

3-10-17
Date

This irrigation system has been installed in accordance with all applicable state and local laws, ordinances, rules, regulations or orders. I have tested the system and determined that it has been installed according to the irrigation plan and is properly adjusted for the most efficient application of water at this time.



[Signature] 3/10/2017
Irrigator/Date

Irrigation Technician/ Date

Best of Texas

Landscapes



PO BOX 776
HUTTO, TX 78634

(512) 228-4833
(512) 852-9633 fax

| Zone # | Description | Head Type | Run Time(Minutes) |
|--------|-------------|-----------|-------------------|
| 1-2 | Bed | SPRINKLER | 10-12 |
| 3-6 | urf | SPRINKLER | 25 |
| 7-8 | urf | WHEELS | 45 |
| 9 | GRASS | DRIP | 30 |
| | | | |
| | | | |
| | | | |
| | | | |

| Month | Average Cycles |
|-------|----------------|
| Jan. | 3 |
| Feb. | 3 |
| March | 4 |
| April | 4 |
| May | 7 |
| June | 9 |
| July | 11 |
| Aug. | 11 |
| Sept. | 9 |
| Oct. | 6 |
| Nov. | 4 |
| Dec. | 3 |

MAINTENANCE ITEMS

- Backflow device – Test Annually (Call Louis Sinclair 563-8762)
- Y-strainer – Check annually for debris
- Heads – Run system monthly to check for leaks or broken nozzles
- Valve covers – Trim grass around cover to expose
- Controller – Check seasonally for correct run times
- Winter – Run system briefly every 2 weeks if system remains in off position

Irrigation

| Quantity | Symbol | Description | Part Number | Pressure | Flow | Radius |
|-------------------|--------|--------------------------------------|-------------|----------|----------|--------|
| Sprinklers | | | | | | |
| 3 | ● | Rain Bird 10F - 1804 | 10F | 30 psi | 1.58 gpm | 10 ft |
| 21 | ● | Rain Bird 10H - 1804 | 10H | 30 psi | 0.79 gpm | 10 ft |
| 20 | ● | Rain Bird 10Q | 10Q | 30 psi | 0.39 gpm | 10 ft |
| 2 | ○ | Rain Bird 1300A-F | 1300AF | 30 psi | 1.7 gpm | 0 ft |
| 2 | ● | Rain Bird 5000-MPR-30-H - 5004-PL-PC | MPR-30-H | 45 psi | 2.96 gpm | 30 ft |
| 4 | ● | Rain Bird 5000-MPR-30-Q - 5004-PL-PC | MPR-30-Q | 45 psi | 1.4 gpm | 30 ft |
| 9 | ● | Rain Bird 8H - 1804 | 8H | 30 psi | 0.52 gpm | 8 ft |
| 6 | ● | Rain Bird 8Q - 1804 | 8Q | 30 psi | 0.26 gpm | 8 ft |

| Meters/Pumps | | | |
|---------------------|---|--|--|
| 1 | M | | |

| Backflow Devices | | | |
|-------------------------|---|--------------------|-----------|
| 1 | ⊗ | Conbraco 4A-205-T2 | 4A-205-T2 |

| Control Valves | | | |
|-----------------------|---|-------------------|---------|
| 10 | ⊕ | Rain Bird 100-DVF | 100-DVF |

| Y-Strainers / Filters | | | |
|------------------------------|---|---------------|------|
| 1 | ⊘ | Febco 650A-1" | 4305 |

| Irrigation Accessories | | | |
|-------------------------------|---|-------------------|------------|
| 1 | ⊕ | Nelson 9501-100IN | 9501-100IN |
| 1 | △ | Rain Bird ESP-4Me | ESP4ME |
| 1 | ⊕ | Rain Bird RSD-BEx | RSD-BEx |

| Lateral Line Pipe | | | |
|--------------------------|---|--------------|---|
| 791 ft | — | Class 200 1" | 0 |

| Mainline Pipe | | | |
|----------------------|---------|--------------|---|
| 158 ft | - - - - | Class 200 1" | 0 |

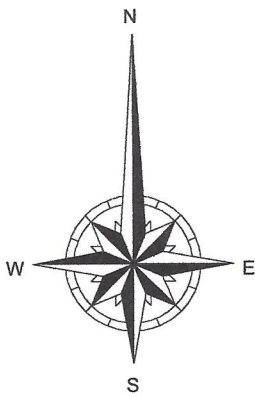
| Drip Tubing | | | |
|--------------------|---|--------------------|----------|
| 180 ft | — | Rain Bird LD-09-12 | LD-09-12 |

| Water Source #1 | |
|------------------------|----------------|
| Meter Size | 5/8 inch meter |
| Static Pressure | 65 psi |
| Elevation Change | 0 ft |

| Service Line Information | |
|---------------------------------|---------------|
| Pipe Category | Class 200 PVC |
| Pipe Size | Class 200 1" |
| Length | 5 ft |
| Velocity | 5 fps |

| Recommendations | |
|----------------------------|-----------|
| Maximum Recommended Flow | 13 gpm |
| Available Working Pressure | 58.39 psi |

11925 REEDSPORT
Design pressure all zones 65psi.



Jason Stubblefield
3/10/207

