


# Best of Texas

## Landscapes



### Maintenance Check List

Installation Completion Date: 2-7-17

Address: 104 Summer Park


The following items have been provided and explained to the irrigation system owner or system owner's representative.


- The manufacturer's manual for the controller.
- A seasonal watering schedule.
- A list of components that require maintenance and the recommended frequency of maintenance is attached
- A permanent sticker has been attached to the controller indicating the warranty period for the irrigation system and contact information.
- The corrected or re-drawn design plans indicating the actual installation and components of the system.
- Location and operation of the isolation valve.

\_\_\_\_\_  
Irrigation system owner/representative

2-17-17  
Date

This irrigation system has been installed in accordance with all applicable state and local laws, ordinances, rules, regulations or orders. I have tested the system and determined that it has been installed according to the irrigation plan and is properly adjusted for the most efficient application of water at this time.



 2/7/2017  
Irrigator/Date

\_\_\_\_\_  
Irrigation Technician/ Date

# Best of Texas

## Landscapes



PO BOX 776  
HUTTO, TX 78634

(512)228-4833  
(512)852-9633 fax

Zone #	Description	Head Type	Run Time(Minutes)
1	Bed	spray-bub	10-12
2-3	turf	sprays	25
4	turf	rotors	45
5	grass	drip	30

Month	Average Cycles
Jan.	3
Feb.	3
March	4
April	4
May	7
June	9
July	11
Aug.	11
Sept.	9
Oct.	6
Nov.	4
Dec.	3

### MAINTENANCE ITEMS

- Backflow device – Test Annually (Call Louis Sinclair 563-8762)
- Y-strainer – Check annually for debris
- Heads – Run system monthly to check for leaks or broken nozzles
- Valve covers – Trim grass around cover to expose
- Controller – Check seasonally for correct run times
- Winter – Run system briefly every 2 weeks if system remains in off position

# Irrigation

Quantity	Symbol	Description	Part Number	Pressure	Flow	Radius
<b>Sprinklers</b>						
17	☉	Rain Bird 10H - 1804	10H	30 psi	0.79 gpm	10 ft
12	☉	Rain Bird 10Q	10Q	30 psi	0.39 gpm	10 ft
2	☉	Rain Bird 1300A-F	1300AF	30 psi	1.7 gpm	0 ft
4	☉	Rain Bird 5000-MPR-30-Q - 5004-PL-PC	MPR-30-Q	45 psi	1.4 gpm	30 ft
9	☉	Rain Bird 8H - 1804	8H	30 psi	0.52 gpm	8 ft
9	☉	Rain Bird 8Q - 1804	8Q	30 psi	0.26 gpm	8 ft

<b>Meters/Pumps</b>		
1	☉	

<b>Backflow Devices</b>		
1	☉	Conbraco 4A-205-T2 4A-205-T2

<b>Control Valves</b>		
6	☉	Rain Bird 100-DVF 100-DVF

<b>Y-Strainers / Filters</b>		
1	☉	Febco 650A-1" 4305

<b>Irrigation Accessories</b>		
1	☉	Nelson 9501-100IN 9501-100IN
1	☉	Rain Bird ESP-4Me ESP4ME
1	☉	Rain Bird RSD-BEx RSD-BEx

<b>Lateral Line Pipe</b>		
522 ft	—	Class 200 1" 0

<b>Mainline Pipe</b>		
112 ft	- - - - -	Class 200 1" 0

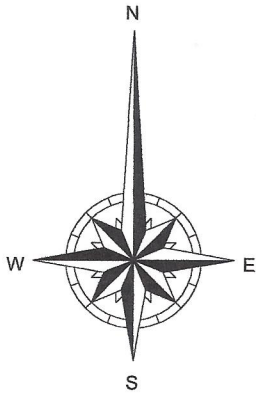
<b>Drip Tubing</b>		
68 ft	—	Rain Bird LD-09-12 LD-09-12

<b>Water Source #1</b>	
Meter Size	5/8 inch meter
Static Pressure	65 psi
Elevation Change	0 ft

<b>Service Line Information</b>	
Pipe Category	Class 200 PVC
Pipe Size	Class 200 1"
Length	5 ft
Velocity	5 fps

<b>Recommendations</b>	
Maximum Recommended Flow	13 gpm
Available Working Pressure	58.39 psi

**104 SUMMER PARK**  
Design pressure all zones 65psi.



*Jason Stubblefield*  
2/7/2017

