


Best of Texas

Landscapes



Maintenance Check List

Installation Completion Date: 1/3/2017

Address: 2405 Granite Hill Dr


The following items have been provided and explained to the irrigation system owner or system owner's representative.

- The manufacturer's manual for the controller.
- A seasonal watering schedule.
- A list of components that require maintenance and the recommended frequency of maintenance is attached
- A permanent sticker has been attached to the controller indicating the warranty period for the irrigation system and contact information.
- The corrected or re-drawn design plans indicating the actual installation and components of the system.
- Location and operation of the isolation valve.

Irrigation system owner/representative

1/3/2017
Date

This irrigation system has been installed in accordance with all applicable state and local laws, ordinances, rules, regulations or orders. I have tested the system and determined that it has been installed according to the irrigation plan and is properly adjusted for the most efficient application of water at this time.



[Signature] 1/3/2017
Irrigator/Date

Irrigation Technician/ Date

Best of Texas

Landscapes



PO BOX 776
HUTTO, TX 78634

(512)228-4833

(512)852-9633 fax

Zone #	Description	Head Type	Run Time(Minutes)
1	Bed	spray-bib	10-12
2-3	turf	sprays	25
4-6	turf	rotors	45
7	grass	drip	30

Month	Average Cycles
Jan.	3
Feb.	3
March	4
April	4
May	7
June	9
July	11
Aug.	11
Sept.	9
Oct.	6
Nov.	4
Dec.	3

MAINTENANCE ITEMS

Backflow device – Test Annually (Call Louis Sinclair 563-8762)

Y-strainer – Check annually for debris

Heads – Run system monthly to check for leaks or broken nozzles

Valve covers – Trim grass around cover to expose

Controller – Check seasonally for correct run times

Winter – Run system briefly every 2 weeks if system remains in off position

Irrigation

Quantity	Symbol	Description	Part Number	Pressure	Flow	Radius
Sprinklers						
21	☉	Rain Bird 10H - 1804	10H	30 psi	0.79 gpm	10 ft
18	☉	Rain Bird 10Q	10Q	30 psi	0.39 gpm	10 ft
2	○	Rain Bird 1300A-F	1300AF	30 psi	1.7 gpm	0 ft
2	☉	Rain Bird 5000-MPR-30-H - 5004-PL-PC	MPR-30-H	45 psi	2.96 gpm	30 ft
8	☉	Rain Bird 5000-MPR-30-Q - 5004-PL-PC	MPR-30-Q	45 psi	1.4 gpm	30 ft
5	☉	Rain Bird 8H - 1804	8H	30 psi	0.52 gpm	8 ft
12	☉	Rain Bird 8Q - 1804	8Q	30 psi	0.26 gpm	8 ft

Meters/Pumps

1	Ⓜ		
---	---	--	--

Backflow Devices

1	Ⓢ	Conbraco 4A-205-T2	4A-205-T2
---	---	--------------------	-----------

Control Valves

8	⊕	Rain Bird 100-DVF	100-DVF
---	---	-------------------	---------

Y-Strainers / Filters

1	Ⓢ	Febco 650A-1"	4305
---	---	---------------	------

Irrigation Accessories

1	⊕	Nelson 9501-100IN	9501-100IN
1	⚠	Rain Bird ESP-4Me	ESP4ME
1	Ⓢ	Rain Bird RSD-BEx	RSD-BEx

Lateral Line Pipe

696 ft	—	Class 200 1"	0
--------	---	--------------	---

Mainline Pipe

166 ft	- - - -	Class 200 1"	0
--------	---------	--------------	---

Drip Tubing

45 ft	—	Rain Bird LD-09-12	LD-09-12
-------	---	--------------------	----------

Water Source #1	
Meter Size	5/8 inch meter
Static Pressure	65 psi
Elevation Change	0 ft

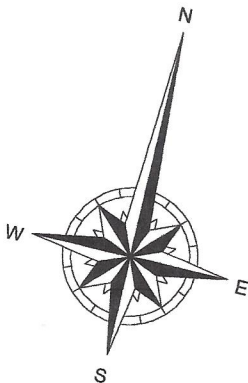
Service Line Information

Pipe Category	Class 200 PVC
Pipe Size	Class 200 1"
Length	5 ft
Velocity	5 fps

Recommendations

Maximum Recommended Flow	13 gpm
Available Working Pressure	58.39 psi

2405 GRANITE HILL DR.
Design pressure all zones 65psi.



Jason Stubblefield
1/3/2017

