


Best of Texas

Landscapes



Maintenance Check List

Installation Completion Date: 12-11-16

Address: 2304 Broken wagon


The following items have been provided and explained to the irrigation system owner or system owner's representative.

- The manufacturer's manual for the controller.
- A seasonal watering schedule.
- A list of components that require maintenance and the recommended frequency of maintenance is attached
- A permanent sticker has been attached to the controller indicating the warranty period for the irrigation system and contact information.
- The corrected or re-drawn design plans indicating the actual installation and components of the system.
- Location and operation of the isolation valve.

Irrigation system owner/representative

12-11-16
Date

This irrigation system has been installed in accordance with all applicable state and local laws, ordinances, rules, regulations or orders. I have tested the system and determined that it has been installed according to the irrigation plan and is properly adjusted for the most efficient application of water at this time.



[Signature] 12/11/2016
Irrigator/Date

Irrigation Technician/ Date

Best of Texas

Landscapes



PO BOX 776
HUTTO, TX 78634

(512)228-4833
(512)852-9633 fax

Zone #	Description	Head Type	Run Time(Minutes)
1	B.ed	spray-bub	10-12
2-5	Turf	sprays	25
6	grass	drip	30

Month	Average Cycles
Jan.	3
Feb.	3
March	4
April	4
May	7
June	9
July	11
Aug.	11
Sept.	9
Oct.	6
Nov.	4
Dec.	3

MAINTENANCE ITEMS

- Backflow device – Test Annually (Call Louis Sinclair 563-8762)
- Y-strainer – Check annually for debris
- Heads – Run system monthly to check for leaks or broken nozzles
- Valve covers – Trim grass around cover to expose
- Controller – Check seasonally for correct run times
- Winter – Run system briefly every 2 weeks if system remains in off position

Irrigation

Quantity	Symbol	Description	Part Number	Pressure	Flow	Radius
Sprinklers						
3	●	Rain Bird 10F - 1804	10F	30 psi	1.58 gpm	10 ft
36	●	Rain Bird 10H - 1804	10H	30 psi	0.79 gpm	10 ft
24	●	Rain Bird 10Q	10Q	30 psi	0.39 gpm	10 ft
4	○	Rain Bird 1300A-F	1300AF	30 psi	1.7 gpm	0 ft
6	●	Rain Bird 8H - 1804	8H	30 psi	0.52 gpm	8 ft
8	●	Rain Bird 8Q - 1804	8Q	30 psi	0.26 gpm	8 ft

Meters/Pumps

1	M		
---	---	--	--

Backflow Devices

1	⊗	Conbraco 4A-205-T2	4A-205-T2
---	---	--------------------	-----------

Control Valves

7	+	Rain Bird 100-DVF	100-DVF
---	---	-------------------	---------

Y-Strainers / Filters

1	⊘	Febco 650A-1"	4305
---	---	---------------	------

Irrigation Accessories

1	⊗	Nelson 9501-100IN	9501-100IN
1	△	Rain Bird ESP-4Me	ESP4ME
1	⊥	Rain Bird RSD-BEx	RSD-BEx

Lateral Line Pipe

816 ft	—	Class 200 1"	0
--------	---	--------------	---

Mainline Pipe


191 ft	- - -	Class 200 1"	0
--------	-------	--------------	---

Drip Tubing

59 ft	—	Rain Bird LD-09-12	LD-09-12
-------	---	--------------------	----------

2304 BROKEN WAGON

Design pressure all zones 65psi.



Jason Stubblefield
12/11/2016



1" = 20'

Water Source #1	
Meter Size	5/8 inch meter
Static Pressure	65 psi
Elevation Change	0 ft
Service Line Information	
Pipe Category	Class 200 PVC
Pipe Size	Class 200 1"
Length	5 ft
Velocity	5 fps
Recommendations	
Maximum Recommended Flow	13 gpm
Available Working Pressure	58.39 psi

