


# Best of Texas

## Landscapes



### Maintenance Check List

Installation Completion Date: 10/10/16

Address: 1528 Morning Moon

The following items have been provided and explained to the irrigation system owner or system owner's representative.

- The manufacturer's manual for the controller.
- A seasonal watering schedule.
- A list of components that require maintenance and the recommended frequency of maintenance is attached
- A permanent sticker has been attached to the controller indicating the warranty period for the irrigation system and contact information.
- The corrected or re-drawn design plans indicating the actual installation and components of the system.
- Location and operation of the isolation valve.

\_\_\_\_\_  
Irrigation system owner/representative

10/10/16  
Date

This irrigation system has been installed in accordance with all applicable state and local laws, ordinances, rules, regulations or orders. I have tested the system and determined that it has been installed according to the irrigation plan and is properly adjusted for the most efficient application of water at this time.



[Signature] 10/10/2016  
Irrigator/Date

\_\_\_\_\_  
Irrigation Technician/ Date

# Best of Texas

Landscapes



PO BOX 776  
HUTTO, TX 78634

(512)228-4833  
(512)852-9633 fax

Zone #	Description	Head Type	Run Time(Minutes)
1-2	bed	spray-bubbler	10-12
3-8	turf	sprays	25
9-11	turf	rotors	45
12	grass	drip	30

Month	Average Cycles
Jan.	3
Feb.	3
March	4
April	4
May	7
June	9
July	11
Aug.	11
Sept.	9
Oct.	6
Nov.	4
Dec.	3

## MAINTENANCE ITEMS

- Backflow device – Test Annually (Call Louis Sinclair 563-8762)
- Y-strainer – Check annually for debris
- Heads – Run system monthly to check for leaks or broken nozzles
- Valve covers – Trim grass around cover to expose
- Controller – Check seasonally for correct run times
- Winter – Run system briefly every 2 weeks if system remains in off position

**Irrigation**

Quantity	Symbol	Description	Part Number	Pressure	Flow	Radius
<b>Sprinklers</b>						
12	●	Rain Bird 10F - 1804	10F	30 psi	1.58 gpm	10 ft
42	⊙	Rain Bird 10H - 1804	10H	30 psi	0.79 gpm	10 ft
14	⊙	Rain Bird 10Q	10Q	30 psi	0.39 gpm	10 ft
3	○	Rain Bird 1300A-F	1300AF	30 psi	1.7 gpm	0 ft
3	●	Rain Bird 5000-MPR-30-F - 5004-PL-FC	MPR-30-F	45 psi	5.78 gpm	30 ft
5	●	Rain Bird 5000-MPR-30-H - 5004-PL-PC	MPR-30-H	45 psi	2.96 gpm	30 ft
6	●	Rain Bird 5000-MPR-30-Q - 5004-PL-PC	MPR-30-Q	45 psi	1.4 gpm	30 ft
28	⊙	Rain Bird 8H - 1804	8H	30 psi	0.52 gpm	8 ft
23	⊙	Rain Bird 8Q - 1804	8Q	30 psi	0.26 gpm	8 ft

**Meters/Pumps**

1	⊕		
---	---	--	--

**Backflow Devices**

1	⊙	Febco 715 - 1"	715 - 1"
---	---	----------------	----------

**Control Valves**

13	⊕	Rain Bird 100-DVF	100-DVF
----	---	-------------------	---------

**Y-Strainers / Filters**

1	⊕	Febco 650A-1"	4305
---	---	---------------	------

**Irrigation Accessories**

1	⊕	Nelson 9501-100IN	9501-100IN
1	⊕	Rain Bird ESP-4Me	ESP4ME
1	⊕	Rain Bird RSD-BEx	RSD-BEx

**Lateral Line Pipe**

1091 ft	—	Class 200 1"	0
---------	---	--------------	---

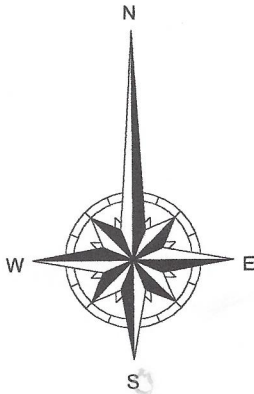
**Mainline Pipe**

278 ft	- - - - -	Class 200 1"	0
--------	-----------	--------------	---

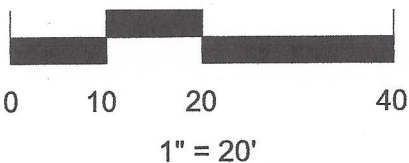
**Drip Tubing**

56 ft	—	Rain Bird LD-09-12	LD-09-12
-------	---	--------------------	----------

**1528 MORNING MOON**  
Design pressure all zones 65psi.



**JASON STUBBLEFIELD**  
10/10/2016



<b>Water Source #1</b>	
Meter Size	5/8 inch meter
Static Pressure	65 psi
Elevation Change	0 ft
<b>Service Line Information</b>	
Pipe Category	Class 200 PVC
Pipe Size	Class 200 1"
Length	5 ft
Velocity	5 fps
<b>Recommendations</b>	
Maximum Recommended Flow	13 gpm
Available Working Pressure	58.39 psi

