


Best of Texas

Landscapes



Maintenance Check List

Installation Completion Date: 9-8-16

Address: 5101 Palmera Place

The following items have been provided and explained to the irrigation system owner or system owner's representative.


- The manufacturer's manual for the controller.
- A seasonal watering schedule.
- A list of components that require maintenance and the recommended frequency of maintenance is attached
- A permanent sticker has been attached to the controller indicating the warranty period for the irrigation system and contact information.
- The corrected or re-drawn design plans indicating the actual installation and components of the system.
- Location and operation of the isolation valve.

Irrigation system owner/representative

9-8-16

Date

This irrigation system has been installed in accordance with all applicable state and local laws, ordinances, rules, regulations or orders. I have tested the system and determined that it has been installed according to the irrigation plan and is properly adjusted for the most efficient application of water at this time.




[Signature]
Irrigator/Date

9/8/2016

Irrigation Technician/ Date

Best of Texas

Landscapes



PO BOX 776
HUTTO, TX 78634

(512)228-4833

(512)852-9633 fax

Zone #	Description	Head Type	Run Time(Minutes)
1-7	bed	spray-bubbler	10-12
8-13	nrf	sprays	25

Month	Average Cycles
Jan.	3
Feb.	3
March	4
April	4
May	7
June	9
July	11
Aug.	11
Sept.	9
Oct.	6
Nov.	4
Dec.	3

MAINTENANCE ITEMS

Backflow device – Test Annually (Call Louis Sinclair 563-8762)

Y-strainer – Check annually for debris

Heads – Run system monthly to check for leaks or broken nozzles

Valve covers – Trim grass around cover to expose

Controller – Check seasonally for correct run times

Winter – Run system briefly every 2 weeks if system remains in off position

Irrigation

Quantity	Symbol	Description	Part Number	Pressure	Flow	Radius
Sprinklers						
2	●	Rain Bird 10F - 1804	10F	30 psi	1.58 gpm	10 ft
50	●	Rain Bird 10H - 1804	10H	30 psi	0.79 gpm	10 ft
30	○	Rain Bird 10Q	10Q	30 psi	0.39 gpm	10 ft
6	○	Rain Bird 1300A-F	1300AF	30 psi	1.7 gpm	0 ft
68	●	Rain Bird 8H - 1804	8H	30 psi	0.52 gpm	8 ft
60	○	Rain Bird 8Q - 1804	8Q	30 psi	0.26 gpm	8 ft

Meters/Pumps			
1	IM		

Backflow Devices			
1	⊕	Febco 715 - 1"	715 - 1"

Control Valves			
14	⊕	Rain Bird 100-DVF	100-DVF

Y-Strainers / Filters			
1	⊕	Febco 650A-1"	4305

Irrigation Accessories			
1	⊕	Nelson 9501-100IN	9501-100IN
1	⊕	Rain Bird ESP-4Me	ESP4ME
1	⊕	Rain Bird RSD-BEx	RSD-BEx

Lateral Line Pipe			
1436 ft	—	Class 200 1"	0

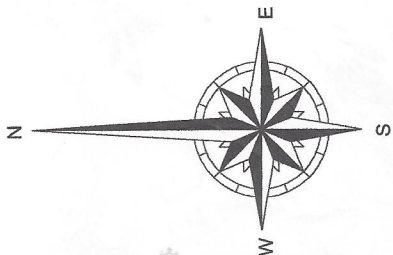
Mainline Pipe			
256 ft	- - - -	Class 200 1"	0

Water Source #1	
Meter Size	5/8 inch meter
Static Pressure	65 psi
Elevation Change	0 ft

Service Line Information	
Pipe Category	Class 200 PVC
Pipe Size	Class 200 1"
Length	5 ft
Velocity	5 fps

Recommendations	
Maximum Recommended Flow	13 gpm
Available Working Pressure	58.39 psi

5101 PALMERA PLACE
Design pressure all zones 65psi.



JASON STUBBLEFIELD
9/8/2016

