


Best of Texas

Landscapes



Maintenance Check List

Installation Completion Date: 8-24-16

Address: 3012 Burcott Mill Road


The following items have been provided and explained to the irrigation system owner or system owner's representative.

- The manufacturer's manual for the controller.
- A seasonal watering schedule.
- A list of components that require maintenance and the recommended frequency of maintenance is attached
- A permanent sticker has been attached to the controller indicating the warranty period for the irrigation system and contact information.
- The corrected or re-drawn design plans indicating the actual installation and components of the system.
- Location and operation of the isolation valve.

Irrigation system owner/representative

8/24/2016
Date

This irrigation system has been installed in accordance with all applicable state and local laws, ordinances, rules, regulations or orders. I have tested the system and determined that it has been installed according to the irrigation plan and is properly adjusted for the most efficient application of water at this time.




Irrigator/Date

8/24/2016

Irrigation Technician/ Date

Best of Texas

Landscapes



PO BOX 776
HUTTO, TX 78634

(512)228-4833
(512)852-9633 fax

| Zone # | Description | Head Type | Run Time(Minutes) |
|--------|-------------|---------------|-------------------|
| 1 | bed | spray-bubbler | 10-12 |
| 2-4 | turf | sprays | 25 |
| 5-6 | turf | rotors | 45 |
| 7 | grass | drip | 30 |
| | | | |
| | | | |
| | | | |
| | | | |
| | | | |

| Month | Average Cycles |
|-------|----------------|
| Jan. | 3 |
| Feb. | 3 |
| March | 4 |
| April | 4 |
| May | 7 |
| June | 9 |
| July | 11 |
| Aug. | 11 |
| Sept. | 9 |
| Oct. | 6 |
| Nov. | 4 |
| Dec. | 3 |

MAINTENANCE ITEMS

- Backflow device – Test Annually (Call Louis Sinclair 563-8762)
- Y-strainer – Check annually for debris
- Heads – Run system monthly to check for leaks or broken nozzles
- Valve covers – Trim grass around cover to expose
- Controller – Check seasonally for correct run times
- Winter – Run system briefly every 2 weeks if system remains in off position

Irrigation

| Quantity | Symbol | Description | Part Number | Pressure | Flow | Radius |
|----------|--------|--------------------------------------|-------------|----------|----------|--------|
| 2 | ● | Rain Bird 10F - 1804 | 10F | 30 psi | 1.58 gpm | 10 ft |
| 25 | ● | Rain Bird 10H - 1804 | 10H | 30 psi | 0.79 gpm | 10 ft |
| 13 | ● | Rain Bird 10Q | 10Q | 30 psi | 0.39 gpm | 10 ft |
| 3 | ● | Rain Bird 5000-MPR-30-H - 5004-PL-PC | MPR-30-H | 45 psi | 2.96 gpm | 30 ft |
| 5 | ● | Rain Bird 5000-MPR-30-Q - 5004-PL-PC | MPR-30-Q | 45 psi | 1.4 gpm | 30 ft |
| 8 | ● | Rain Bird 8H - 1804 | 8H | 30 psi | 0.52 gpm | 8 ft |
| 17 | ● | Rain Bird 8Q - 1804 | 8Q | 30 psi | 0.26 gpm | 8 ft |

Meters/Pumps

| | | | |
|---|---|--|--|
| 1 | M | | |
|---|---|--|--|

Backflow Devices

| | | | |
|---|---|----------------|----------|
| 1 | ⊗ | Febco 715 - 1" | 715 - 1" |
|---|---|----------------|----------|

Control Valves

| | | | |
|---|---|-------------------|---------|
| 8 | + | Rain Bird 100-DVF | 100-DVF |
|---|---|-------------------|---------|

Y-Strainers / Filters

| | | | |
|---|---|---------------|------|
| 1 | ⊖ | Febco 650A-1" | 4305 |
|---|---|---------------|------|

Irrigation Accessories

| | | | |
|---|---|-------------------|------------|
| 1 | ⊘ | Nelson 9501-100IN | 9501-100IN |
| 1 | △ | Rain Bird ESP-4Me | ESP4ME |
| 1 | ⊥ | Rain Bird RSD-BEx | RSD-BEx |

Lateral Line Pipe

| | | | |
|--------|---|--------------|---|
| 737 ft | — | Class 200 1" | 0 |
|--------|---|--------------|---|

Mainline Pipe

| | | | |
|--------|---------|--------------|---|
| 198 ft | - - - - | Class 200 1" | 0 |
|--------|---------|--------------|---|

Drip Tubing

| | | | |
|-------|---|--------------------|----------|
| 99 ft | — | Rain Bird LD-09-12 | LD-09-12 |
|-------|---|--------------------|----------|

Water Source #1

| | |
|------------------|----------------|
| Meter Size | 5/8 inch meter |
| Static Pressure | 65 psi |
| Elevation Change | 0 ft |

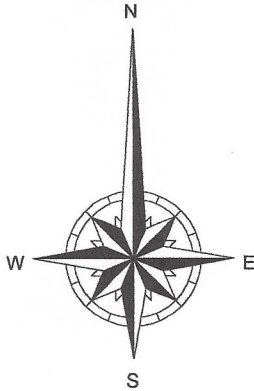
Service Line Information

| | |
|---------------|---------------|
| Pipe Category | Class 200 PVC |
| Pipe Size | Class 200 1" |
| Length | 5 ft |
| Velocity | 5 fps |

Recommendations

| | |
|----------------------------|-----------|
| Maximum Recommended Flow | 13 gpm |
| Available Working Pressure | 58.39 psi |

3012 BURCOTT MILL ROAD
Design pressure all zones 65psi.



JASON STUBBLEFIELD
8/24/2016

