


Best of Texas



Maintenance Check List

Installation Completion Date: 6/8/16

Address: 203 Barbuda Drive


The following items have been provided and explained to the irrigation system owner or system owner's representative.

- o The manufacturer's manual for the controller.
- o A seasonal watering schedule.
- o A list of components that require maintenance and the recommended frequency of maintenance is attached
- o A permanent sticker has been attached to the controller indicating the warranty period for the irrigation system and contact information.
- o The corrected or re-drawn design plans indicating the actual installation and components of the system.
- o Location and operation of the isolation valve.

Irrigation system owner/representative

Date

This irrigation system has been installed in accordance with all applicable state and local laws, ordinances, rules, regulations or orders. I have tested the system and determined that it has been installed according to the irrigation plan and is properly adjusted for the most efficient application of water at this time.




[Signature]
Irrigator/Date

Irrigation Technician/ Date

Best of Texas

Landscapes



PO BOX 776
HUTTO, TX 78634

(512)228-4833

(512)852-9633 fax

Zone #	Description	Head Type	Run Time(Minutes)
1-5	bed	spray-bubb	10-12
6-7	turf	sprays	25
8-14	turf	rotors	45
15	grass	drip	30

Month	Average Cycles
Jan.	3
Feb.	3
March	4
April	4
May	7
June	9
July	11
Aug.	11
Sept.	9
Oct.	6
Nov.	4
Dec.	3

MAINTENANCE ITEMS

- Backflow device – Test Annually (Call Louis Sinclair 563-8762)
- Y-strainer – Check annually for debris
- Heads – Run system monthly to check for leaks or broken nozzles
- Valve covers – Trim grass around cover to expose
- Controller – Check seasonally for correct run times
- Winter – Run system briefly every 2 weeks if system remains in off position