


Best of Texas

LANDSCAPES



Maintenance Check List

Installation Completion Date: 5-11-16

Address: 4801 Terraza Trail


The following items have been provided and explained to the irrigation system owner or system owner's representative.

- The manufacturer's manual for the controller.
- A seasonal watering schedule.
- A list of components that require maintenance and the recommended frequency of maintenance is attached
- A permanent sticker has been attached to the controller indicating the warranty period for the irrigation system and contact information.
- The corrected or re-drawn design plans indicating the actual installation and components of the system.
- Location and operation of the isolation valve.

Irrigation system owner/representative

Date

This irrigation system has been installed in accordance with all applicable state and local laws, ordinances, rules, regulations or orders. I have tested the system and determined that it has been installed according to the irrigation plan and is properly adjusted for the most efficient application of water at this time.




[Signature]
Irrigator/Date

Irrigation Technician/ Date

Best of Texas

Landscapes



PO BOX 776
HUTTO, TX 78634

(512)228-4833
(512)852-9633 fax

Zone #	Description	Head Type	Run Time(Minutes)
1	bed	spray-bubb.	10-12
2-4	turf	sprays	25
5-7	turf	rotors	45
8	grass	drp	30

Month	Average Cycles
Jan.	3
Feb.	3
March	4
April	4
May	7
June	9
July	11
Aug.	11
Sept.	9
Oct.	6
Nov.	4
Dec.	3

MAINTENANCE ITEMS

- Backflow device – Test Annually (Call Louis Sinclair 563-8762)
- Y-strainer – Check annually for debris
- Heads – Run system monthly to check for leaks or broken nozzles
- Valve covers – Trim grass around cover to expose
- Controller – Check seasonally for correct run times
- Winter – Run system briefly every 2 weeks if system remains in off position

Irrigation

Quantity	Symbol	Description	Part Number	Pressure	Flow	Radius
Sprinklers						
25	☉	Rain Bird 10H - 1804	10H	30 psi	0.79 gpm	10 ft
19	☉	Rain Bird 10Q	10Q	30 psi	0.39 gpm	10 ft
2	☉	Rain Bird 1300A-F	1300AF	30 psi	1.7 gpm	0 ft
2	☉	Rain Bird 5000-MPR-30-H - 5004-PL-PC	MPR-30-H	45 psi	2.96 gpm	30 ft
9	☉	Rain Bird 5000-MPR-30-Q - 5004-PL-PC	MPR-30-Q	45 psi	1.4 gpm	30 ft
1	☉	Rain Bird 8F - 1804	8F	30 psi	1.05 gpm	8 ft
10	☉	Rain Bird 8H - 1804	8H	30 psi	0.52 gpm	8 ft
6	☉	Rain Bird 8Q - 1804	8Q	30 psi	0.26 gpm	8 ft

Meters/Pumps		
1	☉	

Backflow Devices		
1	☉	Febco 715 - 1"

Control Valves		
9	☉	Rain Bird 100-DVF

Y-Strainers / Filters		
1	☉	Febco 650A-1"

Irrigation Accessories		
1	☉	Nelson 9501-100IN
1	☉	Rain Bird ESP-4Me
1	☉	Rain Bird RSD-BEx


Lateral Line Pipe		
833 ft	—	Class 200 1"

Mainline Pipe		
220 ft	- - - -	Class 200 1"

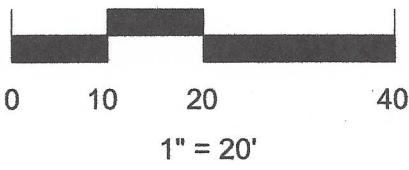
Drip Tubing		
97 ft	—	Rain Bird LD-09-12

4801 TERRAZA

Design pressure all zones 65psi.



JASON STUBBLEFIELD
5/11/2016



Water Source #1	
Meter Size	5/8 inch meter
Static Pressure	65 psi
Elevation Change	0 ft

Service Line Information	
Pipe Category	Class 200 PVC
Pipe Size	Class 200 3/4"
Length	5 ft
Velocity	5 fps

Recommendations	
Maximum Recommended Flow	10.59 gpm
Available Working Pressure	58.15 psi

