


# Best of Texas

LANDSCAPE



## Maintenance Check List

Installation Completion Date: 5-16-16

Address: 134 Katie


The following items have been provided and explained to the irrigation system owner or system owner's representative.

- The manufacturer's manual for the controller.
- A seasonal watering schedule.
- A list of components that require maintenance and the recommended frequency of maintenance is attached
- A permanent sticker has been attached to the controller indicating the warranty period for the irrigation system and contact information.
- The corrected or re-drawn design plans indicating the actual installation and components of the system.
- Location and operation of the isolation valve.

\_\_\_\_\_  
Irrigation system owner/representative

\_\_\_\_\_  
Date

This irrigation system has been installed in accordance with all applicable state and local laws, ordinances, rules, regulations or orders. I have tested the system and determined that it has been installed according to the irrigation plan and is properly adjusted for the most efficient application of water at this time.




[Signature]  
Irrigator/Date

\_\_\_\_\_  
Irrigation Technician/ Date

# Best of Texas

Landscapes



PO BOX 776  
HUTTO, TX 78634

(512)228-4833  
(512)852-9633 fax

| Zone # | Description | Head Type     | Run Time(Minutes) |
|--------|-------------|---------------|-------------------|
| 1-2    | bed         | Spray-bubbler | 10-12             |
| 3-6    | turf        | sprays        | 25                |
| 7-10   | turf        | rotors        | 45                |
|        |             |               |                   |
|        |             |               |                   |
|        |             |               |                   |
|        |             |               |                   |
|        |             |               |                   |
|        |             |               |                   |

| Month | Average Cycles |
|-------|----------------|
| Jan.  | 3              |
| Feb.  | 3              |
| March | 4              |
| April | 4              |
| May   | 7              |
| June  | 9              |
| July  | 11             |
| Aug.  | 11             |
| Sept. | 9              |
| Oct.  | 6              |
| Nov.  | 4              |
| Dec.  | 3              |

## MAINTENANCE ITEMS

- Backflow device – Test Annually (Call Louis Sinclair 563-8762)
- Y-strainer – Check annually for debris
- Heads – Run system monthly to check for leaks or broken nozzles
- Valve covers – Trim grass around cover to expose
- Controller – Check seasonally for correct run times
- Winter – Run system briefly every 2 weeks if system remains in off position

# Irrigation

| Quantity          | Symbol | Description                          | Part Number | Pressure | Flow     | Radius |
|-------------------|--------|--------------------------------------|-------------|----------|----------|--------|
| <b>Sprinklers</b> |        |                                      |             |          |          |        |
| 5                 | ●      | Rain Bird 10F - 1804                 | 10F         | 30 psi   | 1.58 gpm | 10 ft  |
| 27                | ●      | Rain Bird 10H - 1804                 | 10H         | 30 psi   | 0.79 gpm | 10 ft  |
| 27                | ●      | Rain Bird 10Q                        | 10Q         | 30 psi   | 0.39 gpm | 10 ft  |
| 2                 | ○      | Rain Bird 1300A-F                    | 1300AF      | 30 psi   | 1.7 gpm  | 0 ft   |
| 6                 | ●      | Rain Bird 5000-MPR-30-H - 5004-PL-PC | MPR-30-H    | 45 psi   | 2.96 gpm | 30 ft  |
| 8                 | ●      | Rain Bird 5000-MPR-30-Q - 5004-PL-PC | MPR-30-Q    | 45 psi   | 1.4 gpm  | 30 ft  |
| 12                | ●      | Rain Bird 8H - 1804                  | 8H          | 30 psi   | 0.52 gpm | 8 ft   |
| 20                | ●      | Rain Bird 8Q - 1804                  | 8Q          | 30 psi   | 0.26 gpm | 8 ft   |

| <b>Meters/Pumps</b> |   |  |
|---------------------|---|--|
| 1                   | M |  |

| <b>Backflow Devices</b> |   |                |
|-------------------------|---|----------------|
| 1                       | ⊕ | Febco 715 - 1" |

| <b>Control Valves</b> |   |                   |
|-----------------------|---|-------------------|
| 11                    | ⊕ | Rain Bird 100-DVF |

| <b>Y-Strainers / Filters</b> |   |               |
|------------------------------|---|---------------|
| 1                            | ⊕ | Febco 650A-1" |

| <b>Irrigation Accessories</b> |   |                   |            |
|-------------------------------|---|-------------------|------------|
| 1                             | ⊗ | Nelson 9501-100IN | 9501-100IN |
| 1                             | △ | Rain Bird ESP-4Me | ESP4ME     |
| 1                             | ⊥ | Rain Bird RSD-BEx | RSD-BEx    |

| <b>Lateral Line Pipe</b> |   |              |
|--------------------------|---|--------------|
| 872 ft                   | — | Class 200 1" |

| <b>Mainline Pipe</b> |         |              |
|----------------------|---------|--------------|
| 196 ft               | - - - - | Class 200 1" |


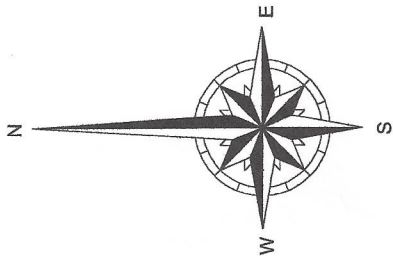
| <b>Water Source #1</b> |                |
|------------------------|----------------|
| Meter Size             | 5/8 inch meter |
| Static Pressure        | 65 psi         |
| Elevation Change       | 0 ft           |

| <b>Service Line Information</b> |               |
|---------------------------------|---------------|
| Pipe Category                   | Class 200 PVC |
| Pipe Size                       | Class 200 1"  |
| Length                          | 5 ft          |
| Velocity                        | 5 fps         |

| <b>Recommendations</b>     |           |
|----------------------------|-----------|
| Maximum Recommended Flow   | 13 gpm    |
| Available Working Pressure | 58.39 psi |

**134 KATIE**

Design pressure all zones 65psi.



**JASON STUBBLEFIELD**  
5/6/2016

