


# Best of Texas

LANDSCAPE



## Maintenance Check List

Installation Completion Date: 5-9-10

Address: 115 Miracle Rose Way


The following items have been provided and explained to the irrigation system owner or system owner's representative.

- The manufacturer's manual for the controller.
- A seasonal watering schedule.
- A list of components that require maintenance and the recommended frequency of maintenance is attached
- A permanent sticker has been attached to the controller indicating the warranty period for the irrigation system and contact information.
- The corrected or re-drawn design plans indicating the actual installation and components of the system.
- Location and operation of the isolation valve.

\_\_\_\_\_  
Irrigation system owner/representative

\_\_\_\_\_  
Date

This irrigation system has been installed in accordance with all applicable state and local laws, ordinances, rules, regulations or orders. I have tested the system and determined that it has been installed according to the irrigation plan and is properly adjusted for the most efficient application of water at this time.




[Signature]  
Irrigator/Date

\_\_\_\_\_  
Irrigation Technician/ Date

# Best of Texas

Landscapes



PO BOX 776  
HUTTO, TX 78634

(512)228-4833  
(512)852-9633 fax

Zone #	Description	Head Type	Run Time(Minutes)
1-2	bed	Spray-bub	10-12
3-5	turf	sprays	25
6-10	turf	rotors	45
11	grass	drip	30

Month	Average Cycles
Jan.	3
Feb.	3
March	4
April	4
May	7
June	9
July	11
Aug.	11
Sept.	9
Oct.	6
Nov.	4
Dec.	3

## MAINTENANCE ITEMS

- Backflow device – Test Annually (Call Louis Sinclair 563-8762)
- Y-strainer – Check annually for debris
- Heads – Run system monthly to check for leaks or broken nozzles
- Valve covers – Trim grass around cover to expose
- Controller – Check seasonally for correct run times
- Winter – Run system briefly every 2 weeks if system remains in off position



**Irrigation**

Quantity	Symbol	Description	Part Number	Pressure	Flow	Radius
<b>Sprinklers</b>						
20	●	Rain Bird 10H - 1804	10H	30 psi	0.79 gpm	10 ft
22	●	Rain Bird 10Q	10Q	30 psi	0.39 gpm	10 ft
2	●	Rain Bird 5000-MPR-30-F - 5004-PL-FC	MPR-30-F	45 psi	5.78 gpm	30 ft
8	●	Rain Bird 5000-MPR-30-H - 5004-PL-PC	MPR-30-H	45 psi	2.96 gpm	30 ft
9	●	Rain Bird 5000-MPR-30-Q - 5004-PL-PC	MPR-30-Q	45 psi	1.4 gpm	30 ft
8	●	Rain Bird 8H - 1804	8H	30 psi	0.52 gpm	8 ft
9	●	Rain Bird 8Q - 1804	8Q	30 psi	0.26 gpm	8 ft

**Meters/Pumps**

1"	⊗	5/8 inch meter	
----	---	----------------	--

**Backflow Devices**

1	⊗	Febco 715 - 1"	715 - 1"
---	---	----------------	----------

**Control Valves**

11	⊗	Rain Bird 100-DVF	100-DVF
----	---	-------------------	---------

**Y-Strainers / Filters**

1	⊗	Febco 650A-1"	4305
---	---	---------------	------

**Irrigation Accessories**

1	⊗	Nelson 9501-100IN	9501-100IN
1	⊗	Rain Bird ESP-4Me	ESP4ME
1	⊗	Rain Bird RSD-BEx	RSD-BEx

**Lateral Line Pipe**

915 ft	—	Class 315 1/2"	
212 ft	—	Class 200 3/4"	
21 ft	—	Class 160 1"	
26 ft	—	Class 160 1 1/4"	

**Mainline Pipe**

251 ft	---	Class 200 1"	0
--------	-----	--------------	---

**Water Source #1**

Meter Size	5/8 inch meter
Static Pressure	65 psi
Elevation Change	0 ft


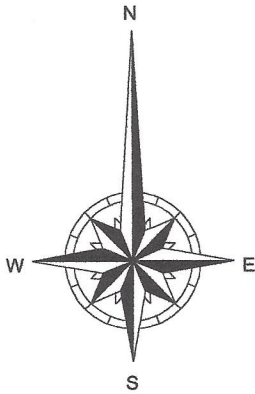
**Service Line Information**

Pipe Category	Class 200 PVC
Pipe Size	Class 200 1"
Length	5 ft
Velocity	5 fps

**Recommendations**

Maximum Recommended Flow	13 gpm
Available Working Pressure	58.39 psi

**115 Miracle Rose Way**  
Design pressure all zones 65psi



**Jason Stubblefield**  
5-9-2016

