


# Best of Texas

Landscapes



## Maintenance Check List

Installation Completion Date: 3-16-16

Address: 138 Drury Lane


The following items have been provided and explained to the irrigation system owner or system owner's representative.

- The manufacturer's manual for the controller.
- A seasonal watering schedule.
- A list of components that require maintenance and the recommended frequency of maintenance is attached
- A permanent sticker has been attached to the controller indicating the warranty period for the irrigation system and contact information.
- The corrected or re-drawn design plans indicating the actual installation and components of the system.
- Location and operation of the isolation valve.

\_\_\_\_\_  
Irrigation system owner/representative

\_\_\_\_\_  
Date


This irrigation system has been installed in accordance with all applicable state and local laws, ordinances, rules, regulations or orders. I have tested the system and determined that it has been installed according to the irrigation plan and is properly adjusted for the most efficient application of water at this time.



  
\_\_\_\_\_  
Irrigator/Date

\_\_\_\_\_  
Irrigation Technician/ Date

# Best of Texas



PO BOX 776  
HUTTO, TX 78634

(512)228-4833  
(512)852-9633 fax

Zone #	Description	Head Type	Run Time(Minutes)
1	bed	spray bub.	10-12
2-6	turf	sprays	25
7-10	turf	rotors	45

Month	Average Cycles
Jan.	3
Feb.	3
March	4
April	4
May	7
June	9
July	11
Aug.	11
Sept.	9
Oct.	6
Nov.	4
Dec.	3

## MAINTENANCE ITEMS

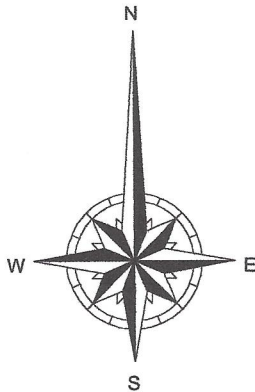
- Backflow device - Test Annually (Call Louis Sinclair 563-8762)
- Y-strainer - Check annually for debris
- Heads - Run system monthly to check for leaks or broken nozzles
- Valve covers - Trim grass around cover to expose
- Controller - Check seasonally for correct run times
- Winter - Run system briefly every 2 weeks if system remains in off position

**Irrigation**

Quantity	Symbol	Description	Part Number	Pressure	Flow	Radius
<b>Sprinklers</b>						
33	☉	Rain Bird 10H - 1804	10H	30 psi	0.79 gpm	10 ft
22	☉	Rain Bird 10Q	10Q	30 psi	0.39 gpm	10 ft
2	○	Rain Bird 1300A-F	1300AF	30 psi	1.7 gpm	0 ft
1	●	Rain Bird 5000-MPR-30-F - 5004-PL-FC	MPR-30-F	45 psi	5.78 gpm	30 ft
4	●	Rain Bird 5000-MPR-30-H - 5004-PL-PC	MPR-30-H	45 psi	2.96 gpm	30 ft
9	☉	Rain Bird 5000-MPR-30-Q - 5004-PL-PC	MPR-30-Q	45 psi	1.4 gpm	30 ft
4	☉	Rain Bird 8H - 1804	8H	30 psi	0.52 gpm	8 ft
7	☉	Rain Bird 8Q - 1804	8Q	30 psi	0.26 gpm	8 ft
<b>Meters/Pumps</b>						
1	Ⓜ					
<b>Backflow Devices</b>						
1	⊕	Febco 715 - 1"	715 - 1"			
<b>Control Valves</b>						
11	⊕	Rain Bird 100-DVF	100-DVF			
<b>Y-Strainers / Filters</b>						
1	⊕	Febco 650A-1"	4305			
<b>Irrigation Accessories</b>						
1	⊕	Nelson 9501-100IN	9501-100IN			
1	⊕	Rain Bird ESP-4Me	ESP4ME			
1	⊕	Rain Bird RSD-BEx	RSD-BEx			
<b>Lateral Line Pipe</b>						
837 ft	—	Class 200 1"	0			
<b>Mainline Pipe</b>						
252 ft	---	Class 200 1"	0			

<b>Water Source #1</b>	
Meter Size	5/8 inch meter
Static Pressure	65 psi
Elevation Change	0 ft
<b>Service Line Information</b>	
Pipe Category	Class 200 PVC
Pipe Size	Class 200 1"
Length	5 ft
Velocity	5 fps
<b>Recommendations</b>	
Maximum Recommended Flow	13 gpm
Available Working Pressure	58.39 psi

**138 DRURY LANE**  
Design pressure all zones 65psi.



**JASON STUBBLEFIELD**  
3/16/2016

