


# Best of Texas

Landscapes



## Maintenance Check List

Installation Completion Date: 2-3-2014

Address: 2829 Coral Valley Drive


The following items have been provided and explained to the irrigation system owner or system owner's representative.

- The manufacturer's manual for the controller.
- A seasonal watering schedule.
- A list of components that require maintenance and the recommended frequency of maintenance is attached
- A permanent sticker has been attached to the controller indicating the warranty period for the irrigation system and contact information.
- The corrected or re-drawn design plans indicating the actual installation and components of the system.
- Location and operation of the isolation valve.

\_\_\_\_\_  
Irrigation system owner/representative

\_\_\_\_\_  
Date

This irrigation system has been installed in accordance with all applicable state and local laws, ordinances, rules, regulations or orders. I have tested the system and determined that it has been installed according to the irrigation plan and is properly adjusted for the most efficient application of water at this time.



[Signature]  
Irrigator/Date

\_\_\_\_\_  
Irrigation Technician/ Date

# Best of Texas

Landscaping



PO BOX 776  
HUTTO, TX 78634

(512) 228-4833  
(512) 852-9633 fax

| Zone # | Description | Head Type     | Run Time (Minutes) |
|--------|-------------|---------------|--------------------|
| 1      | bed         | spray bubbler | 10-12              |
| 2-6    | turf        | sprays        | 25                 |
| 7      | grass       | drip          | 30                 |
|        |             |               |                    |
|        |             |               |                    |
|        |             |               |                    |
|        |             |               |                    |
|        |             |               |                    |

| Month | Average Cycles |
|-------|----------------|
| Jan.  | 3              |
| Feb.  | 3              |
| March | 4              |
| April | 4              |
| May   | 7              |
| June  | 9              |
| July  | 11             |
| Aug.  | 11             |
| Sept. | 9              |
| Oct.  | 6              |
| Nov.  | 4              |
| Dec.  | 3              |

## MAINTENANCE ITEMS

- Backflow device - Test Annually (Call Louis Sinclair 563-8762)
- Y-strainer - Check annually for debris
- Heads - Run system monthly to check for leaks or broken nozzles
- Valve covers - Trim grass around cover to expose
- Controller - Check seasonally for correct run times
- Winter - Run system briefly every 2 weeks if system remains in off position

# Irrigation

| Quantity | Symbol | Description | Part Number | Pressure | Flow | Radius |
|----------|--------|-------------|-------------|----------|------|--------|
|----------|--------|-------------|-------------|----------|------|--------|

| Sprinklers |   |                      |        |        |          |       |
|------------|---|----------------------|--------|--------|----------|-------|
| 4          | ● | Rain Bird 10F - 1804 | 10F    | 30 psi | 1.58 gpm | 10 ft |
| 29         | ● | Rain Bird 10H - 1804 | 10H    | 30 psi | 0.79 gpm | 10 ft |
| 28         | ● | Rain Bird 10Q        | 10Q    | 30 psi | 0.39 gpm | 10 ft |
| 2          | ○ | Rain Bird 1300A-F    | 1300AF | 30 psi | 1.7 gpm  | 0 ft  |
| 6          | ● | Rain Bird 8H - 1804  | 8H     | 30 psi | 0.52 gpm | 8 ft  |
| 12         | ● | Rain Bird 8Q - 1804  | 8Q     | 30 psi | 0.26 gpm | 8 ft  |

| Meters/Pumps |   |  |
|--------------|---|--|
| 1            | M |  |

| Backflow Devices |   |                |
|------------------|---|----------------|
| 1                | ⊗ | Febco 715 - 1" |

| Control Valves |   |                   |
|----------------|---|-------------------|
| 8              | + | Rain Bird 100-DVF |

| Y-Strainers / Filters |   |               |
|-----------------------|---|---------------|
| 1                     | ⊘ | Febco 650A-1" |

| Irrigation Accessories |   |                              |
|------------------------|---|------------------------------|
| 1                      | ⊗ | Nibco 1 1/2" isolation valve |
| 1                      | ▲ | Rain Bird ESP-4Me            |
| 1                      | ⊥ | Rain Bird RSD-BEx            |

| Lateral Line Pipe |   |              |
|-------------------|---|--------------|
| 685 ft            | — | Class 200 1" |

| Mainline Pipe |       |              |
|---------------|-------|--------------|
| 232 ft        | - - - | Class 200 1" |

| Drip Tubing |   |                    |
|-------------|---|--------------------|
| 46 ft       | — | Rain Bird LD-09-12 |

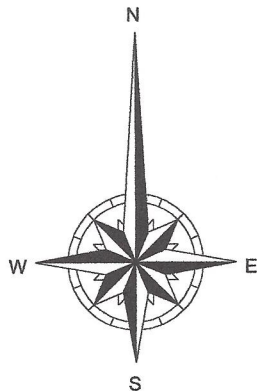
| Water Source #1  |                |
|------------------|----------------|
| Meter Size       | 5/8 inch meter |
| Static Pressure  | 65 psi         |
| Elevation Change | 0 ft           |

| Service Line Information |               |
|--------------------------|---------------|
| Pipe Category            | Class 200 PVC |
| Pipe Size                | Class 200 1"  |
| Length                   | 5 ft          |
| Velocity                 | 5 fps         |

| Recommendations            |           |
|----------------------------|-----------|
| Maximum Recommended Flow   | 13 gpm    |
| Available Working Pressure | 58.39 psi |

2829 CORAL VALLEY DR

Design pressure all zones 65psi.



**JASON STUBBLEFIELD**  
2/3/2016

