

# Best of Texas

## Landscapes



### Maintenance Check List

Installation Completion Date: 1-9-2016

Address: 355 Bitterroot Corner


The following items have been provided and explained to the irrigation system owner or system owner's representative.

- The manufacturer's manual for the controller.
- A seasonal watering schedule.
- A list of components that require maintenance and the recommended frequency of maintenance is attached
- A permanent sticker has been attached to the controller indicating the warranty period for the irrigation system and contact information.
- The corrected or re-drawn design plans indicating the actual installation and components of the system.
- Location and operation of the isolation valve.

\_\_\_\_\_  
Irrigation system owner/representative

\_\_\_\_\_  
Date

This irrigation system has been installed in accordance with all applicable state and local laws, ordinances, rules, regulations or orders. I have tested the system and determined that it has been installed according to the irrigation plan and is properly adjusted for the most efficient application of water at this time.



[Signature]  
Irrigator/Date

\_\_\_\_\_  
Irrigation Technician/ Date

# Best of Texas

Landscapes



PO BOX 776  
 HUITTO, TX 78634

(512)228-4833  
 (512)852-9633 fax

| Zone # | Description | Head Type     | Run Time(Minutes) |
|--------|-------------|---------------|-------------------|
| 1-2    | bed         | spray bubbler | 10-12             |
| 3-7    | turf        | sprays        | 25                |
| 8-15   | turf        | rotors        | 45                |
| 16     | grass       | dnp           | 30                |
|        |             |               |                   |
|        |             |               |                   |
|        |             |               |                   |
|        |             |               |                   |
|        |             |               |                   |

| Month | Average Cycles |
|-------|----------------|
| Jan.  | 3              |
| Feb.  | 3              |
| March | 4              |
| April | 4              |
| May   | 7              |
| June  | 9              |
| July  | 11             |
| Aug.  | 11             |
| Sept. | 9              |
| Oct.  | 6              |
| Nov.  | 4              |
| Dec.  | 3              |

## MAINTENANCE ITEMS

- Backflow device - Test Annually (Call Louis Sinclair 563-8762)
- Y-strainer - Check annually for debris
- Heads - Run system monthly to check for leaks or broken nozzles
- Valve covers - Trim grass around cover to expose
- Controller - Check seasonally for correct run times
- Winter - Run system briefly every 2 weeks if system remains in off position

# Irrigation

| Quantity          | Symbol | Description                          | Part Number | Pressure | Flow     | Radius |
|-------------------|--------|--------------------------------------|-------------|----------|----------|--------|
| <b>Sprinklers</b> |        |                                      |             |          |          |        |
| 1                 | ●      | Rain Bird 10F - 1804                 | 10F         | 30 psi   | 1.58 gpm | 10 ft  |
| 35                | ●      | Rain Bird 10H - 1804                 | 10H         | 30 psi   | 0.79 gpm | 10 ft  |
| 33                | ●      | Rain Bird 10Q                        | 10Q         | 30 psi   | 0.39 gpm | 10 ft  |
| 3                 | ○      | Rain Bird 1300A-F                    | 1300AF      | 30 psi   | 1.7 gpm  | 0 ft   |
| 6                 | ●      | Rain Bird 5000-MPR-30-F - 5004-PL-FC | MPR-30-F    | 45 psi   | 5.78 gpm | 30 ft  |
| 10                | ●      | Rain Bird 5000-MPR-30-H - 5004-PL-PC | MPR-30-H    | 45 psi   | 2.96 gpm | 30 ft  |
| 15                | ●      | Rain Bird 5000-MPR-30-Q - 5004-PL-PC | MPR-30-Q    | 45 psi   | 1.4 gpm  | 30 ft  |
| 12                | ●      | Rain Bird 8H - 1804                  | 8H          | 30 psi   | 0.52 gpm | 8 ft   |
| 10                | ●      | Rain Bird 8Q - 1804                  | 8Q          | 30 psi   | 0.26 gpm | 8 ft   |

## Meters/Pumps

|   |   |  |  |
|---|---|--|--|
| 1 | Ⓜ |  |  |
|---|---|--|--|

## Backflow Devices

|   |   |                |          |
|---|---|----------------|----------|
| 1 | Ⓜ | Febco 715 - 1" | 715 - 1" |
|---|---|----------------|----------|

## Control Valves

|    |   |                   |         |
|----|---|-------------------|---------|
| 17 | Ⓜ | Rain Bird 100-DVF | 100-DVF |
|----|---|-------------------|---------|

## Y-Strainers / Filters

|   |   |               |      |
|---|---|---------------|------|
| 1 | Ⓜ | Febco 650A-1" | 4305 |
|---|---|---------------|------|

## Irrigation Accessories

|   |   |                   |            |
|---|---|-------------------|------------|
| 1 | Ⓜ | Nelson 9501-100IN | 9501-100IN |
| 1 | Ⓜ | Rain Bird ESP-4Me | ESP4ME     |
| 1 | Ⓜ | Rain Bird RSD-BEx | RSD-BEx    |

## Lateral Line Pipe

|         |   |              |   |
|---------|---|--------------|---|
| 1245 ft | — | Class 200 1" | 0 |
|---------|---|--------------|---|

## Mainline Pipe

|        |     |              |   |
|--------|-----|--------------|---|
| 226 ft | --- | Class 200 1" | 0 |
|--------|-----|--------------|---|

## Drip Tubing

|        |   |                    |          |
|--------|---|--------------------|----------|
| 186 ft | — | Rain Bird LD-09-12 | LD-09-12 |
|--------|---|--------------------|----------|

## Water Source #1

|                  |                |
|------------------|----------------|
| Meter Size       | 5/8 inch meter |
| Static Pressure  | 65 psi         |
| Elevation Change | 0 ft           |

## Service Line Information

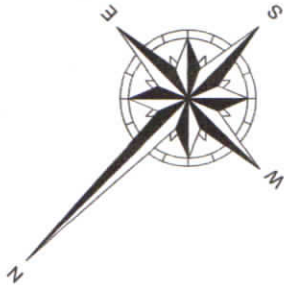
|               |               |
|---------------|---------------|
| Pipe Category | Class 200 PVC |
| Pipe Size     | Class 200 1"  |
| Length        | 5 ft          |
| Velocity      | 5 fps         |

## Recommendations


|                            |           |
|----------------------------|-----------|
| Maximum Recommended Flow   | 13 gpm    |
| Available Working Pressure | 58.39 psi |

## 355 BITTERROOT CORNER

Design pressure all zones 65psi.



**JASON STUBBLEFIELD**  
1/9/2016



1" = 20'

