


# Best of Texas

## Landscapes



### Maintenance Check List

Installation Completion Date: 12-8-15

Address: 3232 Veneto Way


The following items have been provided and explained to the irrigation system owner or system owner's representative.

- The manufacturer's manual for the controller.
- A seasonal watering schedule.
- A list of components that require maintenance and the recommended frequency of maintenance is attached
- A permanent sticker has been attached to the controller indicating the warranty period for the irrigation system and contact information.
- The corrected or re-drawn design plans indicating the actual installation and components of the system.
- Location and operation of the isolation valve.

\_\_\_\_\_  
Irrigation system owner/representative

\_\_\_\_\_  
Date

This irrigation system has been installed in accordance with all applicable state and local laws, ordinances, rules, regulations or orders. I have tested the system and determined that it has been installed according to the irrigation plan and is properly adjusted for the most efficient application of water at this time.



[Signature]  
Irrigator/Date

\_\_\_\_\_  
Irrigation Technician/ Date

# Best of Texas

## Landscapes



PO BOX 776  
HUTTO, TX 78634

(512)228-4833  
(512)852-9633 fax

| Zone # | Description | Head Type    | Run Time(Minutes) |
|--------|-------------|--------------|-------------------|
| 1      | bed         | spray-bubler | 10-12             |
| 2-4    | turf        | sprays       | 25                |
| 5-6    | turf        | rotors       | 45                |
| 7      | grass       | drip         | 30                |
|        |             |              |                   |
|        |             |              |                   |
|        |             |              |                   |
|        |             |              |                   |
|        |             |              |                   |

| Month | Average Cycles |
|-------|----------------|
| Jan.  | 3              |
| Feb.  | 3              |
| March | 4              |
| April | 4              |
| May   | 7              |
| June  | 9              |
| July  | 11             |
| Aug.  | 11             |
| Sept. | 9              |
| Oct.  | 6              |
| Nov.  | 4              |
| Dec.  | 3              |

### MAINTENANCE ITEMS

- Backflow device – Test Annually (Call Louis Sinclair 563-8762)
- Y-strainer – Check annually for debris
- Heads – Run system monthly to check for leaks or broken nozzles
- Valve covers – Trim grass around cover to expose
- Controller – Check seasonally for correct run times
- Winter – Run system briefly every 2 weeks if system remains in off position

# Irrigation

| Quantity                      | Symbol | Description                          | Part Number | Pressure | Flow     | Radius |
|-------------------------------|--------|--------------------------------------|-------------|----------|----------|--------|
| <b>Sprinklers</b>             |        |                                      |             |          |          |        |
| 29                            | ☉      | Rain Bird 10H - 1804                 | 10H         | 30 psi   | 0.79 gpm | 10 ft  |
| 16                            | ☉      | Rain Bird 10Q                        | 10Q         | 30 psi   | 0.39 gpm | 10 ft  |
| 2                             | ○      | Rain Bird 1300A-F                    | 1300AF      | 30 psi   | 1.7 gpm  | 0 ft   |
| 2                             | ☉      | Rain Bird 5000-MPR-30-H - 5004-PL-PC | MPR-30-H    | 45 psi   | 2.96 gpm | 30 ft  |
| 4                             | ☉      | Rain Bird 5000-MPR-30-Q - 5004-PL-PC | MPR-30-Q    | 45 psi   | 1.4 gpm  | 30 ft  |
| 6                             | ☉      | Rain Bird 8H - 1804                  | 8H          | 30 psi   | 0.52 gpm | 8 ft   |
| 7                             | ☉      | Rain Bird 8Q - 1804                  | 8Q          | 30 psi   | 0.26 gpm | 8 ft   |
| <b>Meters/Pumps</b>           |        |                                      |             |          |          |        |
| 1                             | M      |                                      |             |          |          |        |
| <b>Backflow Devices</b>       |        |                                      |             |          |          |        |
| 1                             | ⊕      | Febco 715 - 1"                       | 715 - 1"    |          |          |        |
| <b>Control Valves</b>         |        |                                      |             |          |          |        |
| 8                             | ⊕      | Rain Bird 100-DVF                    | 100-DVF     |          |          |        |
| <b>Y-Strainers / Filters</b>  |        |                                      |             |          |          |        |
| 1                             | ⊕      | Febco 650A-1"                        | 4305        |          |          |        |
| <b>Irrigation Accessories</b> |        |                                      |             |          |          |        |
| 1                             | ⊕      | Nelson 9501-100IN                    | 9501-100IN  |          |          |        |
| <b>Lateral Line Pipe</b>      |        |                                      |             |          |          |        |
| 658 ft                        | —      | Class 200 1"                         | 0           |          |          |        |
| <b>Mainline Pipe</b>          |        |                                      |             |          |          |        |
| 282 ft                        | - - -  | Class 200 1"                         | 0           |          |          |        |
| <b>Drip Tubing</b>            |        |                                      |             |          |          |        |
| 66 ft                         | —      | Rain Bird LD-09-12                   | LD-09-12    |          |          |        |

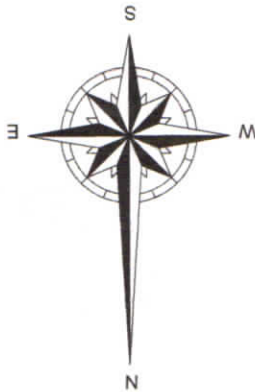
| <b>Water Source #1</b> |                |
|------------------------|----------------|
| Meter Size             | 5/8 inch meter |
| Static Pressure        | 65 psi         |
| Elevation Change       | 0 ft           |

| <b>Service Line Information</b> |               |
|---------------------------------|---------------|
| Pipe Category                   | Class 200 PVC |
| Pipe Size                       | Class 200 1"  |
| Length                          | 5 ft          |
| Velocity                        | 5 fps         |

| <b>Recommendations</b>     |           |
|----------------------------|-----------|
| Maximum Recommended Flow   | 13 gpm    |
| Available Working Pressure | 58.39 psi |

3232 VENETO WAY

Design pressure all zones 65psi.



**JASON STUBBLEFIELD**  
12/8/2015

