

Best of Texas

Landscapes



Maintenance Check List

Installation Completion Date: 10/19/15

Address: 1829 Cherry Glade Trail

The following items have been provided and explained to the irrigation system owner or system owner's representative.

- The manufacturer's manual for the controller.
- A seasonal watering schedule.
- A list of components that require maintenance and the recommended frequency of maintenance is attached
- A permanent sticker has been attached to the controller indicating the warranty period for the irrigation system and contact information.
- The corrected or re-drawn design plans indicating the actual installation and components of the system.
- Location and operation of the isolation valve.

Irrigation system owner/representative

Date

This irrigation system has been installed in accordance with all applicable state and local laws, ordinances, rules, regulations or orders. I have tested the system and determined that it has been installed according to the irrigation plan and is properly adjusted for the most efficient application of water at this time.



Irrigator/Date

Irrigation Technician/ Date

Best of Texas

Landscapes



PO BOX 776
HUTTO, TX 78634

(512)228-4833
(512)852-9633 fax

Zone #	Description	Head Type	Run Time(Minutes)
1-4	bed	Spray-bubbler	10-12
5-11	turf	sprays	25

Month	Average Cycles
Jan.	3
Feb.	3
March	4
April	4
May	7
June	9
July	11
Aug.	11
Sept.	9
Oct.	6
Nov.	4
Dec.	3

MAINTENANCE ITEMS

- Backflow device – Test Annually (Call Louis Sinclair 563-8762)
- Y-strainer – Check annually for debris
- Heads – Run system monthly to check for leaks or broken nozzles
- Valve covers – Trim grass around cover to expose
- Controller – Check seasonally for correct run times
- Winter – Run system briefly every 2 weeks if system remains in off position

Irrigation

Quantity	Symbol	Description	Part Number	Pressure	Flow	Radius
4	●	Rain Bird 10F - 1804	10F	30 psi	1.58 gpm	10 ft
60	○	Rain Bird 10H - 1804	10H	30 psi	0.79 gpm	10 ft
38	○	Rain Bird 10Q	10Q	30 psi	0.39 gpm	10 ft
5	○	Rain Bird 1300A-F	1300A-F	30 psi	1.7 gpm	0 ft
27	○	Rain Bird 8H - 1804	8H	30 psi	0.52 gpm	8 ft
32	○	Rain Bird 8Q - 1804	8Q	30 psi	0.26 gpm	8 ft

Meters/Pumps	Quantity	Description	Part Number	Pressure	Flow	Radius
1	M					

Backflow Devices	Quantity	Description	Part Number	Pressure	Flow	Radius
1	⊕	Febco 715 - 1"	715 - 1"			

Control Valves	Quantity	Description	Part Number	Pressure	Flow	Radius
13	⊕	Rain Bird 100-DVF	100-DVF			

Y-Strainers / Filters	Quantity	Description	Part Number	Pressure	Flow	Radius
1	=	Febco 650A-1"	4305			

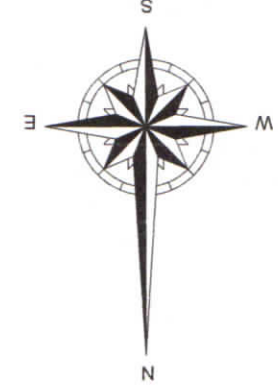
Irrigation Accessories	Quantity	Description	Part Number	Pressure	Flow	Radius
1	⊕	Nelson 9501-100IN	9501-100IN			
1	△	Rain Bird E-4c	E-4c			
1	⊕	Rain Bird RSD-BEX	RSD-BEX			

Lateral Line Pipe	Quantity	Description	Part Number	Pressure	Flow	Radius
1553 ft		Class 200 1"	0			

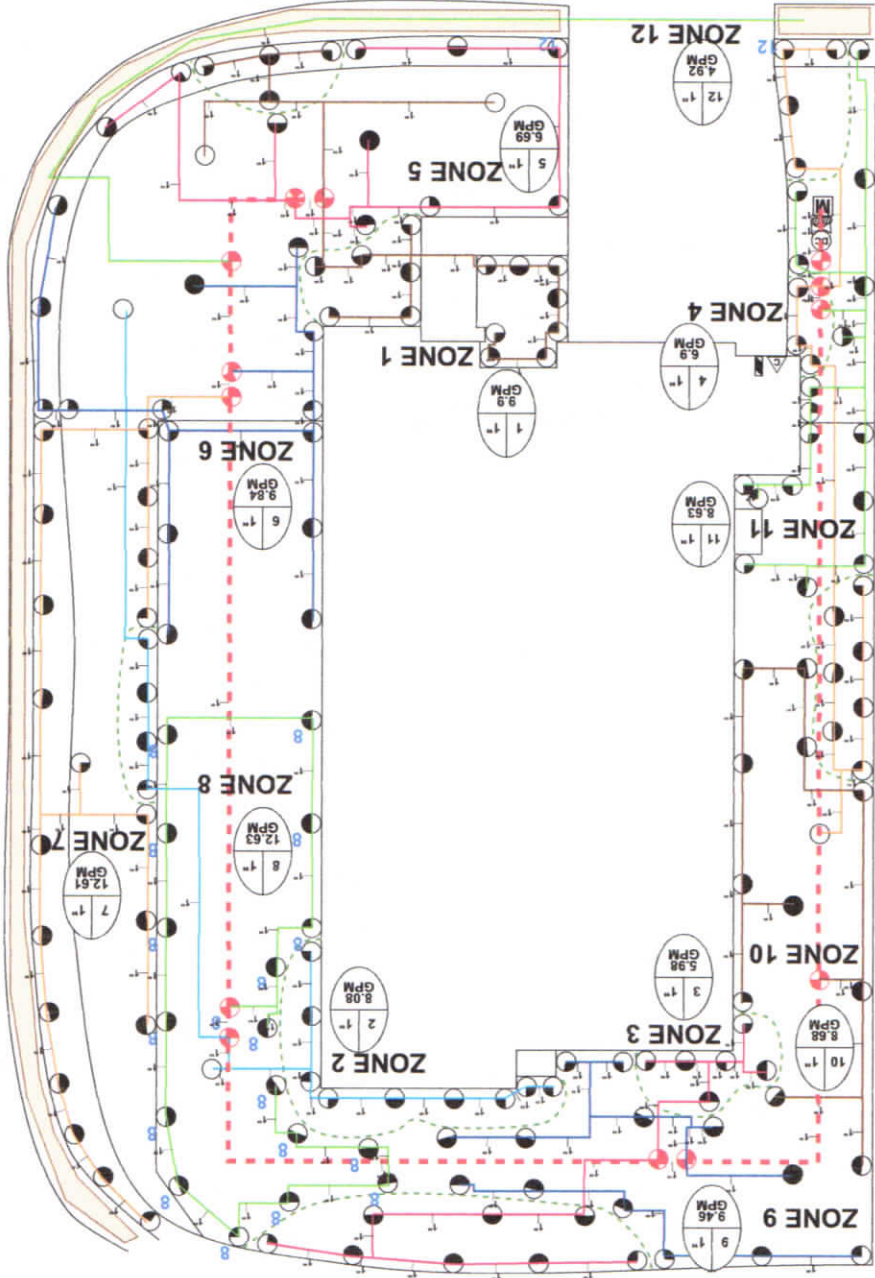
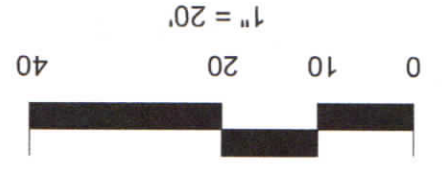
Mainline Pipe	Quantity	Description	Part Number	Pressure	Flow	Radius
271 ft		Class 200 1"	0			

Drp Tubing	Quantity	Description	Part Number	Pressure	Flow	Radius
330 ft		Rain Bird LD-09-12	LD-09-12			

State of Texas License	Quantity	Description	Part Number	Pressure	Flow	Radius
1		Licensed Irrigator	12003			



JASON STUBBLEFIELD
10/16/2015



1829 CHERRY GLADE

Design pressure all zones 65psi.

Water Source #1	Meter Size	Static Pressure	Elevation Change
5/8 inch meter	65 psi	0 ft	

Service Line Information	Pipe Category	Pipe Size	Length	Velocity
Class 200 PVC	Class 200 3/4"	5 ft	5 ft	5 fps

Recommendations	Maximum Recommended Flow	Available Working Pressure
	10.59 gpm	58.15 psi