


Best of Texas

Landscapes



Maintenance Check List

Installation Completion Date: 8-6-2015

Address: 683 Emma Loop


The following items have been provided and explained to the irrigation system owner or system owner's representative.

- The manufacturer's manual for the controller.
- A seasonal watering schedule.
- A list of components that require maintenance and the recommended frequency of maintenance is attached
- A permanent sticker has been attached to the controller indicating the warranty period for the irrigation system and contact information.
- The corrected or re-drawn design plans indicating the actual installation and components of the system.
- Location and operation of the isolation valve.

Irrigation system owner/representative

Date

This irrigation system has been installed in accordance with all applicable state and local laws, ordinances, rules, regulations or orders. I have tested the system and determined that it has been installed according to the irrigation plan and is properly adjusted for the most efficient application of water at this time.



[Signature]
Irrigator/Date


Irrigation Technician/ Date

Irrigation

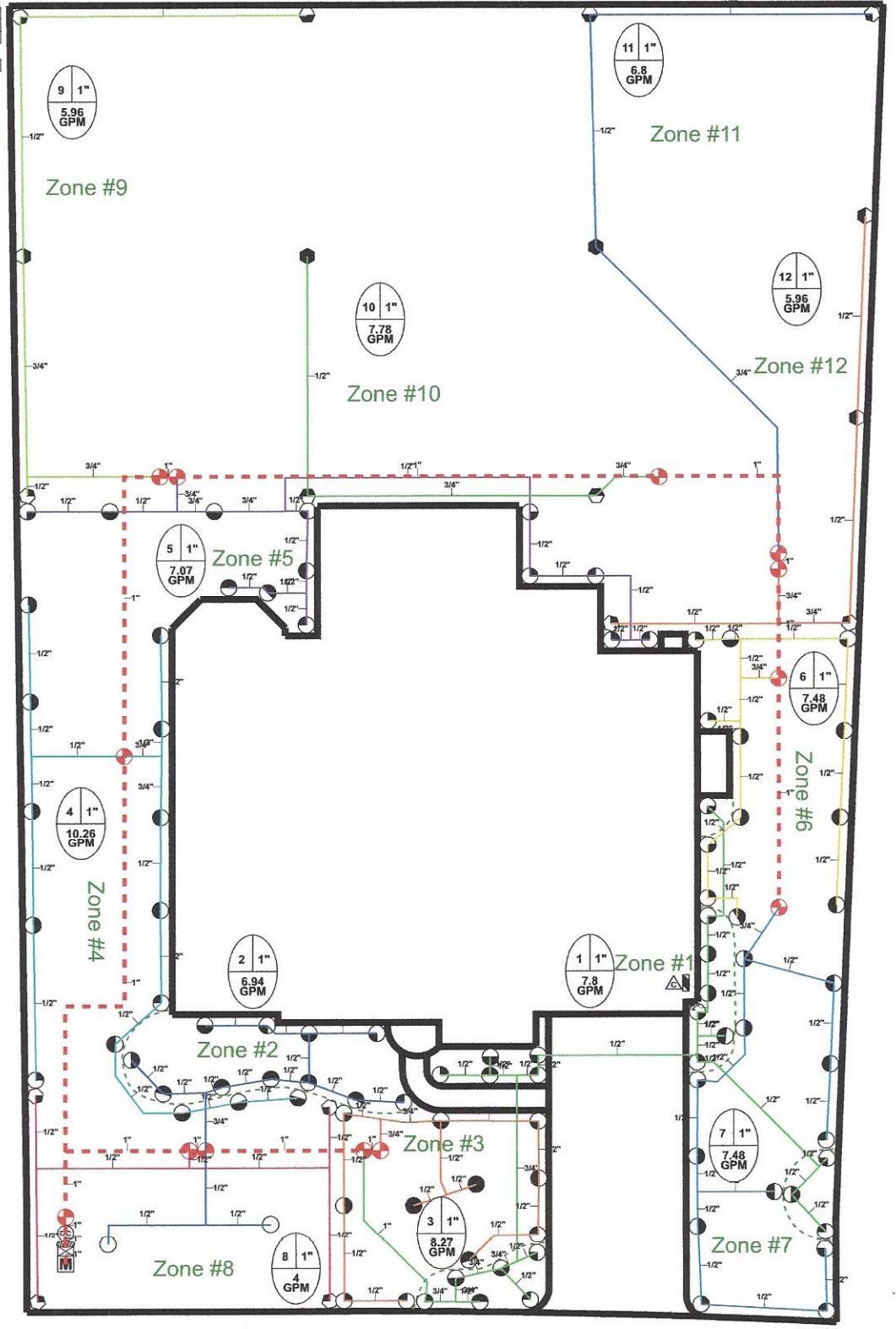
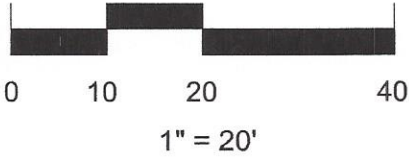
Quantity	Symbol	Description	Part Number	Pressure	Flow	Radius
Sprinklers						
2	●	Rain Bird 10F - 1804	10F	30 psi	1.58 gpm	10 ft
35	●	Rain Bird 10H - 1804	10H	30 psi	0.79 gpm	10 ft
25	●	Rain Bird 10Q - 1804	10Q	30 psi	0.39 gpm	10 ft
2	○	Rain Bird 1404	1404	30 psi	1 gpm	0 ft
2	●	Rain Bird 5000-MPR-25-F - 5004-PL-FC	MPR-25-F	45 psi	3.82 gpm	25 ft
7	●	Rain Bird 5000-MPR-25-H - 5004-PL-PC	MPR-25-H	45 psi	1.98 gpm	25 ft
9	●	Rain Bird 5000-MPR-25-Q - 5004-PL-PC	MPR-25-Q	45 psi	1 gpm	25 ft
17	●	Rain Bird 8H - 1804	8H	30 psi	0.52 gpm	8 ft
15	●	Rain Bird 8Q - 1804	8Q	30 psi	0.26 gpm	8 ft
Meters/Pumps						
1	M	5/8 inch meter				
Backflow Devices						
1	⊗	Conbraco 40-105-T2	40-105-T2			
Control Valves						
13	+	Rain Bird 100-DVF	100-DVF			
Y-Strainers / Filters						
1	≡	Fabco 650A-1"	4305			
Irrigation Accessories						
1	D	Nelson 9501-100IN	9501-100IN			
1	Δ	Rain Bird ESP-4M	ESP-4M			
1	H	Rain Bird RSD-BEX	RSD-BEX			
Lateral Line Pipe						
1093 ft		Schedule 40 1/2"				
250 ft		Schedule 40 3/4"				
23 ft		Schedule 40 1"				
Mainline Pipe						
279 ft	- - - -	Schedule 40 1"				

Water Source #1	
Meter Size	5/8 inch meter
Static Pressure	65 psi
Elevation Change	0 ft
Service Line Information	
Pipe Category	Schedule 40 PVC
Pipe Size	Schedule 40 1 1/4"
Length	5 ft
Velocity	5 fps
Recommendations	
Maximum Recommended Flow	13 gpm
Available Working Pressure	58.45 psi

683 Emma Loop
Design pressure all zones - 65psi




Jason Stubblefield
9/10/2015



Best of Texas

Landscapes



PO BOX 776
HUTTO, TX 78634

(512)228-4833
(512)852-9633 fax

Zone #	Description	Head Type	Run Time(Minutes)
1-2	Beds	Sprays + Bubblers	15
3-7	Turf	Sprays	25
8-12	Turf	Rotors	45

Month	Average Cycles
Jan.	3
Feb.	3
March	4
April	4
May	7
June	9
July	11
Aug.	11
Sept.	9
Oct.	6
Nov.	4
Dec.	3

MAINTENANCE ITEMS:

Reduced Pressure Assembly(RPZ) - Drain before freezing conditions , **if applicable.**

(www.bestoftexaslandscapes.com) - Go to videos

Backflow device – Test Annually (Call Louis Sinclair 563-8762)

Y-strainer – Check annually for debris

Heads – Run system monthly to check for leaks or broken nozzles

Valve covers – Trim grass around cover to expose

Controller – Check seasonally for correct run times

Winter – Run system briefly every 2 weeks if system remains in off position